

Sadržaj

UEFA - Champions League	3	Slovakia - Fortuna liga	13
UEFA - Europa League	4	Cyprus - First Division	13
UEFA - Europa Conference League	5	Poland - Division 1	14
Scotland - Premiership	6	South Africa - Premier League	14
Scotland - League One	6	Lithuania - A Lyga	15
Netherlands - Eredivisie	7	Georgia - Crystalbet Erovnuli Liga	15
Northern Ireland - Premiership	7	North & Central America - CONCACAF	15
Norway - OBOS-ligaen	8	South American - Copa Libertadores	16
Sweden - Superettan	8	South American - Copa Sudamer	18
Azerbaijan - Premier League	8	USA - USL Championship	20
Turkey - Turkish Cup	9	Singapore - Premier League	20
Russia - Russian Cup	9	Japan - J1 League	21
Israel - Ligat ha'Al	10	China - Super League	22
Finland - Veikkausliiga	10	South Korea - K League 1	22
Israel - Leumit League	11	Indonesia - Liga 1	23
Finland - Finland 2	11	Egypt - Premier League	23
Bulgaria - Parva liga	12	Saudi Arabia - Saudi Professional	24
Kazakhstan - Premier League	12	India - ISL	24

Fudbal	LIGA	Utorak 05.05.26		KON. ISHOD			GOLOVI			
				K1	KX	K2	2+1	3+	GG	GG3+
09:30	5155	South Korea	Daejeon Incheon	2.20	3.30	3.30	3.10	2.10	1.82	2.45
09:30	5156	South Korea	Gangwon Pohang	2.15	3.10	3.75	3.50	2.40	2.10	3.00
09:30	5157	South Korea	Gimcheon Sar Ulsan HD	2.65	3.40	2.55	2.90	1.95	1.75	2.30
10:30	4692	Indonesia 1	Madura Unite Bali United	2.55	3.40	2.45	2.55	1.70	1.60	2.00
12:00	5158	South Korea	Seoul Anyang	1.75	3.50	4.80	3.00	2.00	1.95	2.60
13:00	4323	China 1	Qingdao West Tianjin Jinmei	2.35	3.30	2.95	3.10	2.10	1.80	2.45
13:30	5102	Singapore 1	Tanjong Pagar Hougang	5.50	4.80	1.45	2.00	1.35	1.47	1.70
13:35	4324	China 1	Liaoning Tiera Chengdu Rong	5.50	4.40	1.55	2.50	1.65	1.75	2.15
13:35	4325	China 1	Shandong Tai Shanghai She	2.85	3.60	2.35	2.20	1.45	1.40	1.65
14:00	4188	Azerbaijan 1	Karvan Neftci Baku	8.00	4.80	1.30	2.45	1.60	1.82	2.25
14:00	4326	China 1	Chongqing To Henan Songst	2.85	3.10	2.65	3.20	2.20	1.85	2.55
14:00	4693	Indonesia 1	Borneo Persita	1.45	4.50	5.50	2.45	1.60	1.75	2.15
16:00	4684	India 1	Mumbai City East Bengal	2.80	3.20	2.40	2.90	1.95	1.75	2.30
16:30	4301	Bulgaria 1	Beroe Montana	2.05	3.10	3.85	3.35	2.30	2.00	2.85
17:30	4791	Lithuania 1	Riteriai Banga	4.70	3.60	1.70	2.80	1.90	2.00	2.65
17:45	4792	Lithuania 1	Kauno Zalgiris Dziugas Telsia	1.50	4.20	5.60	2.70	1.80	1.90	2.45
18:00	4501	Finland 1	Gnistan Inter Turku	4.80	3.80	1.70	2.60	1.75	1.72	2.20
18:00	4556	Georgia 1	Torpedo Kutai Rustavi	1.60	3.40	5.80	3.10	2.10	2.15	2.90
18:00	4719	Israel 2	Hapoel Hader Ironi Modiin	2.35	3.25	2.85	2.90	1.95	1.75	2.30
18:00	4720	Israel 2	MS Kafr Qasin H. Akko	2.60	3.00	2.70	3.00	2.00	1.80	2.40
18:00	4721	Israel 2	H. Ironi Rishoi Kiryat Yam	2.45	3.20	2.75	2.70	1.80	1.65	2.15
18:00	4722	Israel 2	Hap. Ramat G Maccabi Petah	4.50	3.60	1.70	2.40	1.55	1.55	1.85
18:00	4725	Israel 2	Hapoel Kfar S. Bnei Yehuda	2.85	3.20	2.35	2.55	1.70	1.55	1.95
18:00	4726	Israel 2	M. Herzliya Hapoel Kfar S	2.30	3.30	2.80	2.45	1.60	1.50	1.85
18:00	5109	Slovakia 1	Zilina Michalovce	1.40	4.80	6.70	2.30	1.50	1.72	2.05
18:00	5110	Slovakia 1	Skalica Kosice	2.55	3.50	2.55	2.50	1.65	1.55	1.90
18:30	4713	Israel 1	Maccabi Tel Av Hapoel Petah	1.42	4.70	6.50	2.40	1.55	1.72	2.10
18:45	5046	Netherlands	Waalwijk Willem II	2.55	3.60	2.55	2.40	1.55	1.45	1.75
19:00	4302	Bulgaria 1	Lok. Sofia Botev Vratsa	2.05	3.35	3.60	3.00	2.00	1.80	2.40
19:00	4407	Egypt 1	Al Ahly Enppi	1.35	4.20	9.00	2.90	1.95	2.30	3.05
19:00	4408	Egypt 1	Ceramica Cleo Pyramids	4.80	3.30	1.75	3.10	2.10	2.00	2.70
19:00	4409	Egypt 1	Smouha Zamalek	6.50	3.50	1.55	3.70	2.60	2.50	3.65
19:00	5206	Sweden 2	Falkenberg Norrkoping	2.55	3.50	2.55	2.50	1.65	1.52	1.90
19:30	5138	South Africa	Chippa Utd. Sekhukhune	3.40	3.00	2.15	3.50	2.40	2.05	2.95
19:30	5139	South Africa	Magesi Orbit College	2.05	2.80	4.10	3.90	2.80	2.35	3.65
19:30	5140	South Africa	Siwelele Durban City	2.25	2.90	3.35	4.00	3.00	2.40	3.70
19:30	5141	South Africa	Stellenbosch Orlando Pirates	6.30	3.50	1.55	3.50	2.40	2.50	3.55
19:30	5301	Turkey Cup	Besiktas Konyaspor	1.45	4.80	6.20	2.30	1.50	1.77	2.10
20:00	5056	Saudi Arabia	Al Khaleej Al Hilal	9.00	6.00	1.25	1.90	1.30	1.65	1.85
20:45	5296	Scotland 1	Dunfermline Arbroath	2.25	3.30	3.25	2.80	1.90	1.70	2.25
20:45	5556	Scotland 3	Clyde Spartans	2.45	3.30	2.70	2.80	1.90	1.72	2.30
20:45	5557	Scotland 3	Forfar Athleti Hamilton	5.50	3.50	1.65	2.50	1.65	1.65	2.05
21:00	5302	Champions L	Arsenal (1) Atl. Madrid (1)	1.70	3.90	5.30	2.80	1.90	1.92	2.55

Fudbal	LIGA	Sreda 06.05.26		KON. ISHOD			GOLOVI			
				K1	KX	K2	2+1	3+	GG	GG3+
00:00	4988	Copa Liberta	Rosario Centr Libertad Asun	1.35	5.00	9.00	2.80	1.90	2.40	3.15
00:00	4989	Copa Liberta	Sporting Crist Palmeiras (Bra)	5.30	3.60	1.70	2.90	1.95	1.90	2.50
00:00	4993	Copa Sudam	Dep. Riestra (U Gremio (Bra)	2.75	2.80	2.85	3.70	2.80	2.20	3.25
00:00	4994	Copa Sudam	Independient Caracas (Ven)	2.25	3.20	3.15	2.75	1.85	1.70	2.20
00:00	4995	Copa Sudam	Juventud (Uru) Atletico-MG (I)	3.35	3.20	2.15	3.00	2.00	1.85	2.45
02:00	4990	Copa Liberta	Barcelona SC Boca Juniors (3.85	3.00	2.15	3.70	2.60	2.20	3.25
02:00	4991	Copa Liberta	Universidad C Ind. del Valle (4.50	3.60	1.80	2.90	1.95	1.80	2.40
02:30	4992	Copa Liberta	Always Ready Lanus (Arg)	1.75	4.00	4.30	3.00	2.00	1.95	2.60
02:30	4996	Copa Sudam	Puerto Cabell Cienciano (Per)	2.00	3.40	3.70	2.90	1.95	1.75	2.30
02:30	4997	Copa Sudam	Recoleta (Par) Santos (Bra)	6.00	4.00	1.55	2.70	1.80	1.90	2.45
03:30	4868	CONCACAF C	Tigres UANL (Nashville (0)	1.70	3.80	4.80	2.70	1.80	1.80	2.35
04:00	4999	Copa Sudam	Dep. Cuenca (San Lorenzo (U)	2.55	3.10	2.85	3.70	2.60	2.10	3.10
06:00	5414	Japan 1	Shimizu S-Pul Cerezo Osaka	2.55	3.50	2.65	2.75	1.85	1.65	2.15
06:00	5415	Japan 1	V-Varen Naga Okayama	2.45	3.20	2.95	3.20	2.20	1.85	2.55
07:00	5416	Japan 1	Avispa Fukuol Kyoto	3.05	3.00	2.45	3.00	2.00	1.90	2.55
07:00	5417	Japan 1	Nagoya Gram Gamba Osaka	2.50	3.40	2.70	2.75	1.85	1.67	2.15

Fudbal	LIGA	Sreda 06.05.26		KON. ISHOD			GOLOVI			
				K1	KX	K2	2+1	3+	GG	GG3+
08:00	5418	Japan 1	FC Tokyo Chiba	1.50	4.20	6.50	2.80	1.90	2.05	2.70
08:00	5419	Japan 1	Sanfrecce Hirr Visel Kobe	2.00	3.40	3.80	3.10	2.10	1.90	2.60
09:00	5420	Japan 1	Kashima Antl Mito	1.65	3.80	5.20	3.00	2.00	2.00	2.65
09:00	5421	Japan 1	Machida Yokohama F.	1.80	3.60	4.50	3.00	2.00	1.90	2.55
10:00	5422	Japan 1	Kawasaki Fro Verdy	2.05	3.40	3.65	3.00	2.00	1.80	2.40
12:00	4902	Japan 1	Kashiwa Reys Urawa Reds	2.05	3.60	3.45	2.90	1.95	1.75	2.30
13:00	4276	China 1	Wuhan Three Qingdao Hain	2.00	3.60	3.50	2.70	1.80	1.67	2.15
13:35	4328	China 1	Beijing Guoar Dalian Yingbo	1.70	4.00	4.50	2.40	1.55	1.55	1.85
13:35	4336	China 1	Shanghai Por Shenzhen Xin	1.60	4.20	5.20	2.60	1.75	1.75	2.20
14:00	4337	China 1	Yunnan Yukur Zhejiang Prof	2.15	3.80	3.05	2.30	1.50	1.45	1.70
16:00	4855	India 1	Punjab Chennaiyin	1.55	3.80	5.50	2.70	1.80	1.85	2.40
16:00	4968	Kazakhstan	Kaisar Kyzylor Kairat Almaty	4.00	3.80	1.85	3.00	2.00	1.85	2.45
16:30	5560	Bulgaria 1	Slavia Sofia Septemvri Sof	2.45	3.20	2.85	3.00	2.00	1.80	2.40
18:00	5055	Norway 2	Egersund Raufoss	1.50	4.50	5.50	2.30	1.50	1.65	1.95
18:00	5564	Cyprus 1	AEK Larnaca Apollon	2.05	3.00	4.00	3.20	2.20	1.95	2.70
18:00	5565	Cyprus 1	Aris APOEL	2.60	3.40	2.50	2.60	1.75	1.62	2.05
18:00	5566	Cyprus 1	Pafos Omonia	1.75	3.80	4.20	2.55	1.70	1.65	2.05
18:30	4879	Israel 1	Hapoel Tel Avi Beitar Jerusal	3.10	3.30	2.25	2.55	1.70	1.57	1.95
18:45	5552	Netherlands	Almere City De Graafschap	2.05	3.80	3.20	2.00	1.35	1.32	1.50
19:00	4880	Israel 1	Maccabi Haifa H. Beer Sheva	4.00	4.00	1.75	2.30	1.50	1.50	1.80
19:00	5248	Russia Cup	Spartak Mosc CSKA Moscow	1.70	3.70	4.70	2.75	1.85	1.77	2.30
19:00	5561	Bulgaria 1	Spartak Varna Dobrudzha	3.15	3.10	2.35	3.20	2.20	1.85	2.55
20:00	5252	Saudi Arabia	Al Ahli SC Al Fateh	1.30	5.50	8.00	2.10	1.40	1.75	2.05
20:45	5553	Northern Ire	Dungannon Carrick Range	2.85	3.70	2.15	2.30	1.50	1.45	1.70
21:00	5482	Champions L	Bayern (4) PSG (5)	1.70	5.00	4.10	1.65	1.20	1.25	1.35


Fudbal	LIGA	Četvrtak 07.05.26		KON. ISHOD			GOLOVI			
				K1	KX	K2	2+1	3+	GG	GG3+
00:00	5120	Copa Liberta	Cusco (Per) Estudiantes L	3.00	3.30	2.40	3.50	2.40	2.00	2.85
00:00	5121	Copa Liberta	La Guaira (Vei Bolivar (Bol)	3.05	3.30	2.35	2.90	1.95	1.75	2.30
00:00	5527	Copa Sudam	A. Italiano (Ch Vasco (Bra)	3.20	3.20	2.30	3.20	2.20	1.87	2.60
00:00	5528	Copa Sudam	Montevideo C Palestino (Chi)	2.00	3.40	3.70	2.80	1.90	1.77	2.35
02:00	5529	Copa Sudam	Barracas Cent Olimpia Asun	2.70	2.90	2.90	3.70	2.80	2.35	3.45
02:00	5530	Copa Sudam	Macara (Ecu) Tigre (Arg)	2.90	2.90	2.60	3.70	2.60	2.20	3.25
02:30	5122	Copa Liberta	Ind. Rivadavi Fluminense (E	2.70	3.20	2.70	3.20	2.20	1.95	2.70
02:30	5123	Copa Liberta	Santa Fe (Col) Corinthians (B	2.65	3.20	2.75	3.50	2.40	1.95	2.80
02:30	5531	Copa Sudam	Botafogo RJ (Racing Club (F	2.15	3.30	3.35	2.80	1.90	1.70	2.25
03:00	5485	USA USL	New Mexico El Paso	2.30	3.50	2.80	2.55	1.70	1.60	2.00
03:30	5047	CONCACAF C	Toluca (1) Los Angeles F	1.45	4.50	6.50	2.45	1.60	1.77	2.20
04:00	5124	Copa Liberta	Deportes Tolir Nacional (Uru)	2.20	3.10	3.60	3.35	2.30	2.05	2.90
04:00	5125	Copa Liberta	U. Catolica (Ch Cruzeiro (Bra)	2.90	3.20	2.50	3.10	2.10	1.85	2.50
04:00	5532	Copa Sudam	Alianza Atl. (F America De Ca	3.15	3.10	2.35	3.35	2.30	1.95	2.75
16:00	4608	Egypt 1	El Gaish Ghazi El Maha	2.40	2.40	4.00	3.70	3.00	2.40	3.50
18:00	4724	Finland 2	PK-35 Mikkel	1.85	3.40	4.10	2.80	1.90	1.80	2.40
18:00	5103	Poland 2	LKS Lodz Grodzisk M.	1.75	3.60	4.30	2.50	1.65	1.60	2.00
19:00	4629	Egypt 1	Haras El Hodo ZED	3.60	3.00	2.10	3.70	2.60	2.20	3.25
19:00	4630	Egypt 1	National Bank El Ismaily	1.70	3.20	5.50	3.35	2.30	2.15	3.05
19:30	5251	Russia Cup	Krasnodar (0) Dynamo Mos	2.00	3.60	3.40	2.60	1.75	1.65	2.10
20:00	5253	Saudi Arabia	Al Shabab Al Nassr	5.80	4.80	1.45	2.30	1.50	1.62	1.90
21:00	5483	Europa Leag	Aston Villa (0) Nottingham (1.85	3.70	4.30	3.00	2.00	1.87	2.50
21:00	5484	Europa Leag	Freiburg (1) Braga (2)	1.90	3.50	4.30	3.00	2.00	1.85	2.45
21:00	5568	Europa Confi	Crystal Palace Shakhtar (1)	1.60	4.00	5.80	2.70	1.80		


Fudbal			UEFA Champions League	KONAČAN ISHOD			DUPLA ŠANSA			PRVO POL.			DRUGO POL.			45' / 90'													
Dan	Čas	R.br		K1	KX	K2	1X	12	X2	P1	PX	P2	D1	DX	D2	1-1	1-X	1-2	X-1	X-X	X-2	2-1	2-X	2-2					
1/2 finale - revans utakmica				11	10	12	510	512	502	21	20	22	221	220	222	311	310	312	301	300	302	321	320	322					
Uto	21:00	5302	Arsenal (1)	Atl. Madrid (1)	1.70	3.90	5.30	1.18	1.28	2.24	2.30	2.25	5.00	2.00	2.70	4.50	2.65	16.0	35.0	4.50	5.80	9.50	25.0	15.0	9.50				
Sre	21:00	5482	Bayern (4)	PSG (5)	1.70	5.00	4.10	1.26	1.20	2.25	2.30	2.65	4.65	2.00	3.10	4.00	2.65	16.0	30.0	4.50	7.20	8.00	25.0	14.0	7.00				
Fudbal			UEFA Champions League	UKUPNO GOLOVA 90'																									
Dan	Čas	R.br		0-1	0-2	0-3	0-4	1+	1-2	1-3	1-4	2+	2-3	2-4	2-5	2-6	3+	3-4	3-5	3-6	4+	4-5	4-6	5+	6+	7+			
1/2 finale - revans utakmica				401	402	403	404	41+	412	413	414	42+	423	424	425	426	43+	434	435	436	44+	445	446	45+	46+	47+			
Uto	21:00	5302	Arsenal (1)	Atl. Madrid (1)	3.30	1.90	1.25	1.06	1.02	2.10	1.43	1.17	1.27	1.95	1.47	1.33	1.30	1.90	2.55	2.20	1.95	3.40	4.20	3.70	6.00	14.0	30.0		
Sre	21:00	5482	Bayern (4)	PSG (5)	9.00	4.20	2.15	1.55	-	4.35	2.35	1.60	1.02	2.65	1.80	1.35	1.18	1.20	2.35	1.70	1.42	1.60	2.60	1.90	2.20	3.50	6.50		
Fudbal			UEFA Champions League	UKUPNO GOLOVA - PRVO POLUVREME										UKUPNO GOLOVA - DRUGO POLUVREME										I.POL. ILI KRAJ					
Dan	Čas	R.br		0I	0-1I	1I	1+I	1-2I	1-3I	2I	2+I	2-3I	3+I	0II	0-1II	1II	1+II	1-2II	1-3II	2II	2+II	2-3II	3+II	PK1	PKX	PK2			
1/2 finale - revans utakmica				4001	4011	411	41+1	4121	4113+1	41210	42+1	4231	43+1	4002	4012	421	41+2	4122	4113+2	422	42+2	4232	43+2	2111	2010	2212			
Uto	21:00	5302	Arsenal (1)	Atl. Madrid (1)	2.90	1.37	2.55	1.35	1.62	1.37	4.20	2.80	3.05	7.75	3.70	1.61	2.75	1.23	1.58	1.32	3.60	2.15	2.50	4.75	1.50	1.85	3.40		
Sre	21:00	5482	Bayern (4)	PSG (5)	6.25	2.08	3.10	1.08	1.55	1.30	3.40	1.65	1.95	2.40	9.40	2.68	3.80	1.02	1.65	1.35	3.40	1.40	1.70	1.90	1.50	2.20	3.00		
Fudbal			UEFA Champions League	TIM 1 - UKUPNO GOLOVA									TIM 1 - GOLOVI PRVO POLUVREME						TIM 1 - GOLOVI DRUGO POLUVREME										
Dan	Čas	R.br		0	1	1+	1-2	1-3	0-1	2+	2-3	3+	0	0-1	1-2	1	1+	2+	3+	0	0-1	1-2	1	1+	2+	3+			
1/2 finale - revans utakmica				4100	111	411+	4121	4113	4101	412+	4123	413+	41010	41011	411211	4111	411+1	412+1	413+1	40102	41012	41122	4112	411+2	412+2	413+2			
Uto	21:00	5302	Arsenal (1)	Atl. Madrid (1)	4.90	2.90	1.12	1.60	1.27	1.86	1.82	2.20	3.50	1.90	1.14	1.90	2.75	1.77	4.80	15.6	2.35	1.24	1.70	2.55	1.50	3.60	10.8		
Sre	21:00	5482	Bayern (4)	PSG (5)	8.80	3.95	1.04	1.77	1.35	2.98	1.33	1.95	2.00	2.35	1.35	1.65	3.05	1.50	2.90	7.60	3.10	1.58	1.65	3.10	1.30	2.20	5.00		
Fudbal			UEFA Champions League	TIM 2 - UKUPNO GOLOVA									TIM 2 - GOLOVI PRVO POLUVREME						TIM 2 - GOLOVI DRUGO POLUVREME										
Dan	Čas	R.br		0	1	1+	1-2	1-3	0-1	2+	2-3	3+	0	0-1	1-2	1	1+	2+	3+	0	0-1	1-2	1	1+	2+	3+			
1/2 finale - revans utakmica				4200	211	421+	421-2	4213	4201	422+	4223	423+	42010	42011	42121	4212	421+1	422+1	423+1	42020	42012	42122	421222	421+2	422+2	423+2			
Uto	21:00	5302	Arsenal (1)	Atl. Madrid (1)	2.10	2.50	1.60	1.70	1.65	1.16	4.50	4.80	13.0	1.40	-	2.85	3.30	2.80	12.7	41.2	1.50	1.03	2.40	3.20	2.35	8.30	29.0		
Sre	21:00	5482	Bayern (4)	PSG (5)	3.30	2.95	1.26	1.60	1.30	1.58	2.20	2.50	5.20	1.65	1.06	2.15	2.90	2.05	6.80	23.8	2.00	1.14	1.85	2.60	1.70	4.80	15.6		
Fudbal			UEFA Champions League	OBA TIMA DAJU GOL																				P.DAJE GOL		PADA VIŠE			
Dan	Čas	R.br		GG	NG	GGG	IIGG	GGG+	NE GGG+	GGG+	IINGG	IINGG	IGGv IIGG	IINGG	IINGG	IINGG	I2GG	1-1&GG	2-2&GG	GG&2+T1	GG&2+T2	1	2	PV1	PJ	PV2			
1/2 finale - revans utakmica				851	850	8511	8512	8513+	8513+	8514+	85110	85120	851108	851102	851010	851112	85112	311851	322851	851412	851422	81	82	61	60	62			
Uto	21:00	5302	Arsenal (1)	Atl. Madrid (1)	1.92	1.78	5.30	3.90	2.55	1.45	4.00	1.10	1.19	2.60	1.37	6.70	4.55	21.0	5.40	15.6	3.00	5.20	1.55	2.95	3.20	3.20	2.00		
Sre	21:00	5482	Bayern (4)	PSG (5)	1.25	3.30	2.70	2.10	1.35	-	1.70	1.38	1.61	1.40	2.39	4.65	3.15	6.00	3.50	8.80	1.45	1.80	1.55	2.55	3.00	3.80	1.90		
Fudbal			UEFA Champions League	KOMBINACIJE																									
Dan	Čas	R.br		1&0-2	1&0-1	1&2-3	1&2-3	1&3+	2&3+	1&3-5	2&3-5	1&4+	2&4+	1&2-1	2&2-1	1&1-1	2&2-1	1&1-2	2&2-2	1&1-3	2&2-3	1&1-4	2&2-4	1&1-5	2&2-5	1&1-6	2&2-6	0I/II	
1/2 finale - revans utakmica				11402	12402	11423	12423	113+	123+	11435	12435	1144+	1244+	1142+	1142+	1112+	3222+	3113+	3223+	311435	322435	3114+	3224+	31171	32272	11424	12424	40012	
Uto	21:00	5302	Arsenal (1)	Atl. Madrid (1)	3.30	8.60	3.40	10.4	2.70	8.30	3.10	9.60	5.00	15.4	4.20	15.6	2.98	12.1	3.90	13.9	4.50	16.1	6.80	25.8	2.10	7.10	1.90		
Sre	21:00	5482	Bayern (4)	PSG (5)	7.20	17.3	4.60	10.9	1.84	4.43	2.60	6.27	2.40	5.80	2.50	7.20	2.70	7.07	2.83	7.48	3.50	9.30	3.40	8.20	1.75	4.40	3.50		
Fudbal			UEFA Champions League	KOMBINACIJE																									
Dan	Čas	R.br		1+1&1+1	1+1&2+1	2+1&1+1	2+1&2+1	1+1&2+	2+1&3+	2+1&4+	2+1&2+1	2+1&3+	1X&0-2	X2&0-2	1X&0-3	X2&0-3	1X&2+	X2&2+	1X&3+	X2&3+	1X&4+	X2&4+	1-1&H1	2-2&H2	1&2-4	2&2-4			
1/2 finale - revans utakmica				41+12	41+12	42+11	2+12+	41+12	41+13	42+14	42+102	42+104	51002	50202	51003	50203	5102+	5022+	5103+	5023+	5104+	5024+	31171	32272	11424	12424			
Uto	21:00	5302	Arsenal (1)	Atl. Madrid (1)	1.70	3.10	3.50	5.50	1.47	2.00	4.75	1.52	2.15	2.30	3.65	1.61	2.91	1.50	3.05	2.30	5.70	3.70	8.20	3.70	19.0	2.60	8.75		
Sre	21:00	5482	Bayern (4)	PSG (5)	1.20	1.52	1.70	2.10	1.08	1.25	1.85	1.10	1.25	5.35	8.05	2.93	4.84	1.30	2.50	1.60	3.60	1.90	3.90	3.70	14.1	3.20	8.30		
Fudbal			UEFA Champions League	KOMBINACIJE												KOMBINACIJE TIM 1						KOMBINACIJE TIM 2							
Dan	Čas	R.br		10-1&10-1	10-1&10-2	10-2&10-1	10-2&10-2	11-2&11-2	1v3+	2v3+	1v4+	2v4+	10-1&10-1	1+1&2+1	2+1&1+1	1+1&2+	1+1&3+	12GG	12NG	10-1&10-1	1+1&2+1	2+1&1+1	1+1&2+	1+1&3+	12GG	12NG			
1/2 finale - revans utakmica				401101	401102	402101	402102	45121	11043+	12043+	104	204	10101	411+14	412+14	411+14	411+14	411+14	20101	421+14	422+14	411+14	421+14	421+14	421+14	421+14			
Uto	21:00	5302	Arsenal (1)	Atl. Madrid (1)	2.40	1.65	1.85	1.28	2.65	1.21	1.51	1.32	2.04	1.47	6.60	8.50	2.33	4.10	2.60	1.40	1.06	29.0	33.0	5.80	15.8	6.50	1.06		
Sre	21:00	5482	Bayern (4)	PSG (5)	5.50	3.50	3.90	2.20	3.05	1.03	1.10	1.12	1.32	2.05	3.50	4.30	1.65	2.40	1.90	1.75	1.31	9.50	11.0	2.85	5.60	3.40	1.25		
Fudbal			UEFA Champions League	DUPŠANSA-1.POI				DUPŠANSA-2.POI				DUPLA ŠANSA - 45'/90'								DUPLA POBSIGUR.POB.		WINNER		HEND.POB.					
Dan	Čas	R.br		PP1X	PP2X	PPX2	DP1X	DP12	DPX2	1X-1X	1X-1X	1X-2X	1X-2X	12-1X	12-1X	12-2X	12-2X	1X-2X	1X-2X	DP11	DP22	SP11	SP22	W1	W2	H1	H2		
1/2 finale - revans utakmica				5101	5121	5021	22510	22512	22502	510051	510051	510050	512051	512051	512050	502051	502051	502050	3311	3322	110	120	831	832	71	72			
Uto	21:00	5302	Arsenal (1)	Atl. Madrid (1)	1.13	1.57	1.55	1.14	1.38	1.68	1.29	1.50	3.42	2.02	1.91	4.85	2.19	2.34	2.60	4.80	15.0	2.70	8.80	1.29	3.81	2.80	9.50		
Sre	21:00	5482	Bayern (4)	PSG (5)	1.23	1.53	1.68	1.21	1.33	1.74	1.50	1.54	3.74	2.10	1.67	4.54	2.65	2.34	3.02	4.80	14.2	3.40	8.10	1.38	3.28	2.80	7.80		
Fudbal			UEFA Champions League	KOMBINACIJE PRVI GOL																KOMBINACIJE 45'/90'									
Dan	Čas	R.br		1&PG1	1&PG2	2&PG2	2&PG1	2+&PG1	3+&PG1	2+&PG2	3+&PG2	GG&PG1	GG&PG2	X-1&0-2	X-1&2+	X-1&3+	X-1&4+	X-1&1-1	X-1&2-4	X-2&0-2	X-2&2+	X-2&3+	X-2&4+	X-2&4+	X-2&4+	X-2&4+	X-2&4+		
1/2 finale - revans utakmica				1131	1132	1232	1231	2+31	3+31	2+32	3+32	85131	85132	301402	3012+	30143+	3014+	301424	301435	302402	3022+	30243+	3024+	302424	302435	3002+			
Uto	21:00	5302	Arsenal (1)	Atl. Madrid (1)	1.83	10.6	6.10	24.6	1.90	2.70	3.80	5.65	3.40	4.45	8.15	7.00	9.25	17.6	7.95	10.1	17.1	17.8	21.7	42.0	19.6	23.4	10.9		
Sre	21:00	5482	Bayern (4)	PSG (5)	1.83	9.15	4.80	20.1	1.50	1.70	2.65	3.10	2.20	2.60	18.0	5.60	5.85	8.30	9.75	7.85	37.0	12.2	11.6	16.6	21.6	15.0	10.9		


Fudbal			UEFA Europa League	KONAČAN ISHOD			DUPLA ŠANSA			PRVO POL.			DRUGO POL.			45' / 90'													
Dan	Čas	R.br		K1	KX	K2	1X	12	X2	P1	PX	P2	D1	DX	D2	1-1	1-X	1-2	X-1	X-X	X-2	2-1	2-X	2-2					
1/2 finale - revans utakmica				11	10	12	510	512	502	21	20	22	221	220	222	311	310	312	301	300	302	321	320	322					
Čet	21:00	5483	Aston Villa (0)	Nottingham (1)	1.85	3.70	4.30	1.23	1.29	1.98	2.50	2.20	4.80	2.25	2.60	4.00	2.90	15.0	30.0	4.60	5.50	8.00	25.0	14.0	7.50				
Čet	21:00	5484	Freiburg (1)	Braga (2)	1.90	3.50	4.30	1.23	1.31	1.92	2.55	2.15	4.80	2.30	2.50	4.00	3.00	15.0	30.0	4.60	5.20	8.00	25.0	14.0	7.50				
Fudbal			UEFA Europa League	UKUPNO GOLOVA 90'																									
Dan	Čas	R.br		0-1	0-2	0-3	0-4	1+	1-2	1-3	1-4	2+	2-3	2-4	2-5	2-6	3+	3-4	3-5	3-6	4+	4-5	4-6	5+	6+	7+			
1/2 finale - revans utakmica				401	402	403	404	41+	412	413	414	42+	423	424	425	426	43+	434	435	436	44+	445	446	45+	46+	47+			
Čet	21:00	5483	Aston Villa (0)	Nottingham (1)	3.10	1.80	1.20	1.04	1.03	2.00	1.40	1.16	1.30	1.92	1.47	1.36	1.33	2.00	2.65	2.30	2.05	3.70	4.50	4.00	7.00	16.0	34.0		
Čet	21:00	5484	Freiburg (1)	Braga (2)	3.10	1.80	1.20	1.04	1.03	2.00	1.40	1.16	1.30	1.92	1.47	1.36	1.33	2.00	2.65	2.30	2.05	3.70	4.50	4.00	7.00	16.0	34.0		
Fudbal			UEFA Europa League	UKUPNO GOLOVA - PRVO POLUVREME									UKUPNO GOLOVA - DRUGO POLUVREME									I.POL. ILI KRAJ							
Dan	Čas	R.br		0I	0-1I	1I	1+1	1-2I	1-3I	2I	2+1	2-3I	3+1	0II	0-1II	1II	1+1I	1-2II	1-3II	2II	2+1I	2-3II	3+II	PK1	PKX	PK2			
1/2 finale - revans utakmica				4001	4011	411	41+1	4121	413+1	41210	42+1	4231	43+1	4002	4012	421	41+2	4122	413+2	422	42+2	4232	43+2	2111	2010	2212			
Čet	21:00	5483	Aston Villa (0)	Nottingham (1)	2.70	1.33	2.55	1.40	1.65	1.42	4.30	3.00	3.20	8.25	3.50	1.53	2.70	1.25	1.58	1.33	3.65	2.30	2.60	5.50	1.62	1.75	3.30		
Čet	21:00	5484	Freiburg (1)	Braga (2)	2.70	1.33	2.55	1.40	1.65	1.42	4.30	3.00	3.20	8.25	3.50	1.53	2.70	1.25	1.58	1.33	3.65	2.30	2.60	5.50	1.65	1.70	3.30		
Fudbal			UEFA Europa League	TIM 1 - UKUPNO GOLOVA									TIM 1 - GOLOVI PRVO POLUVREME						TIM 1 - GOLOVI DRUGO POLUVREME										
Dan	Čas	R.br		0	1	1+	1-2	1-3	0-1	2+	2-3	3+	0	0-1	1-2	1	1+	2+	3+	0	0-1	1-2	1	1+	2+	3+			
1/2 finale - revans utakmica				4100	111	411+	4121	413	4101	412+	4123	413+	41010	41011	411211	4111	411+1	412+1	413+1	40102	41012	41122	4112	411+2	412+2	413+2			
Čet	21:00	5483	Aston Villa (0)	Nottingham (1)	4.40	2.70	1.15	1.60	1.28	1.70	2.00	2.35	4.20	1.80	1.10	1.97	2.75	1.87	5.60	19.6	2.20	1.18	1.75	2.50	1.58	4.20	13.6		
Čet	21:00	5484	Freiburg (1)	Braga (2)	4.40	2.60	1.15	1.60	1.30	1.67	2.05	2.40	4.50	1.80	1.10	2.00	2.75	1.90	5.70	19.9	2.15	1.17	1.75	2.50	1.60	4.30	13.9		
Fudbal			UEFA Europa League	TIM 2 - UKUPNO GOLOVA									TIM 2 - GOLOVI PRVO POLUVREME						TIM 2 - GOLOVI DRUGO POLUVREME										
Dan	Čas	R.br		0	1	1+	1-2	1-3	0-1	2+	2-3	3+	0	0-1	1-2	1	1+	2+	3+	0	0-1	1-2	1	1+	2+	3+			
1/2 finale - revans utakmica				4200	211	421+	421-2	4213	4201	422+	4223	423+	42010	42011	42121	4212	421+1	422+1	423+1	42020	42012	42122	42122	421+2	422+2	423+2			
Čet	21:00	5483	Aston Villa (0)	Nottingham (1)	2.30	2.40	1.52	1.73	1.57	1.19	4.10	4.40	11.5	1.40	-	2.75	3.25	2.70	12.9	41.9	1.55	1.02	2.35	2.90	2.25	9.10	31.8		
Čet	21:00	5484	Freiburg (1)	Braga (2)	2.30	2.40	1.52	1.73	1.57	1.19	4.10	4.40	11.5	1.40	-	2.75	3.25	2.70	12.9	41.9	1.55	1.02	2.35	2.90	2.25	9.10	31.8		
Fudbal			UEFA Europa League	OBA TIMA DAJU GOL																	P.DAJE GOL		PADA VIŠE						
Dan	Čas	R.br		GG	NG	GG	IIGG	GG3+	NE GG3+	GG4+	IINGG	IINGG	IGGv IIGG	IINGG	IINGG	IINGG	IINGG	I2GG	1-1& GG	2-2& GG	GG& 2+1	GG& 2+2	1	2	PV1	PJ	PV2		
1/2 finale - revans utakmica				851	850	8511	8512	8513+	8513+	8514+	85110	85120	851108	851102	851010	851112	851112	851181	322851	851412	851422	81	82	61	60	62			
Čet	21:00	5483	Aston Villa (0)	Nottingham (1)	1.87	1.83	5.20	3.80	2.50	1.47	4.20	1.11	1.20	2.55	1.43	6.65	4.55	20.0	5.80	14.1	3.10	5.00	1.60	2.65	3.20	3.10	2.10		
Čet	21:00	5484	Freiburg (1)	Braga (2)	1.85	1.85	5.00	3.70	2.45	1.50	4.15	1.12	1.21	2.45	1.46	6.45	4.45	19.0	5.90	13.9	3.15	4.95	1.65	2.65	3.20	3.10	2.10		
Fudbal			UEFA Europa League	KOMBINACIJE																									
Dan	Čas	R.br		1& 0-2	2& 2-3	1& 2-3	2& 3+	1& 3+	2& 3-5	2& 3-5	1& 4+	2& 4+	2& 4+	1& 2+1	2& 2+1	1-1& 0-3	2-2& 0-3	1& 2+	2-2& 2+	1-1& 3+	2-2& 3+	1-1& 3-5	2-2& 3-5	1-1& 4+	2-2& 4+	1-1& 2+1	2-2& 2+1	1& 2-4	2& 2-4
1/2 finale - revans utakmica				11402	12402	11423	12423	113+	123+	11435	12435	1144+	1244+	1142+	1142+	13112+	3222+	3113+	3223+	311435	322435	3114+	3224+	31171	32272	11424	12424	40012	
Čet	21:00	5483	Aston Villa (0)	Nottingham (1)	3.40	7.80	3.60	8.30	3.10	7.10	3.50	8.20	5.90	13.3	4.90	13.6	3.32	9.30	4.50	11.6	5.20	13.3	7.80	22.2	2.35	5.90	1.80		
Čet	21:00	5484	Freiburg (1)	Braga (2)	3.50	7.80	3.70	8.30	3.20	7.10	3.60	8.20	6.00	13.3	5.10	13.6	3.63	9.30	4.70	11.6	5.40	13.3	8.10	22.2	2.40	5.90	1.80		
Fudbal			UEFA Europa League	KOMBINACIJE																									
Dan	Čas	R.br		1+1& 1+1	1+1& 2+1	2+1& 1+1	2+1& 2+1	1+1& 3+	2+1& 3+	2+1& 4+	2+1& 4+	1X& 0-2	X2& 0-2	1X& 0-3	X2& 0-3	1X& 2+	X2& 2+	1X& 3+	X2& 3+	1X& 4+	X2& 4+	1-1& H1	2-2& H2	1& 2-4	2& 2-4				
1/2 finale - revans utakmica				41+12	41+12	42+11	2+12+	41+12+	41+13+	42+14+	42+102	42+104	51002	50202	51003	50203	5102+	5022+	5103+	5023+	5104+	5024+	31171	32272	11424	12424			
Čet	21:00	5483	Aston Villa (0)	Nottingham (1)	1.80	3.30	3.90	6.30	1.52	2.10	5.25	1.57	2.25	2.25	3.05	1.59	2.47	1.60	2.80	2.50	5.30	4.20	7.90	4.30	16.8	2.85	7.10		
Čet	21:00	5484	Freiburg (1)	Braga (2)	1.80	3.30	3.90	6.30	1.52	2.10	5.25	1.57	2.25	2.25	2.95	1.59	2.40	1.60	2.70	2.50	5.20	4.20	7.70	4.50	16.8	2.95	7.10		
Fudbal			UEFA Europa League	KOMBINACIJE												KOMBINACIJE TIM 1						KOMBINACIJE TIM 2							
Dan	Čas	R.br		10-1& 10-1	1+1& 10-2	10-2& 10-1	10-2& 10-2	11-2& 11-2	1v3+	2v3+	1v4+	2v4+	10-1& 10-1	1+1& 2+1	2+1& 1+1	1+1& 2+	1+1& 3+	12GG	12NG	10-1& 10-1	1+1& 2+1	2+1& 1+1	1+1& 2+	1+1& 3+	12GG	12NG			
1/2 finale - revans utakmica				401101	401102	402101	402102	45121	11043+	12043+	104	204	10101	411+14	412+14	411+14	411+14	411+14	411+14	20101	421+14	422+14	411+14	421+14	421+14	421+14			
Čet	21:00	5483	Aston Villa (0)	Nottingham (1)	2.25	1.60	1.75	1.25	2.70	1.30	1.53	1.42	2.07	1.38	7.75	10.0	2.60	4.80	2.90	1.33	1.08	26.0	30.0	5.30	14.2	6.00	1.08		
Čet	21:00	5484	Freiburg (1)	Braga (2)	2.25	1.60	1.75	1.25	2.70	1.32	1.53	1.44	2.07	1.37	8.00	10.2	2.65	5.00	3.00	1.31	1.08	26.0	30.0	5.30	14.2	6.00	1.08		
Fudbal			UEFA Europa League	DUPŠANSA-1.POI				DUPŠANSA-2.POI				DUPLA ŠANSA - 45'/90'						DUPLA POBSIGUR.POB.		WINNER		HEND.POB.							
Dan	Čas	R.br		PP1X	PP2	PPX2	DP1X	DP12	DPX2	1X-1X	1X-1X	1X-2X	12-1X	12-1X	12-2X	12-2X	12-2X	12-2X	DP11	DP22	SP11	SP22	W1	W2	H1	H2			
1/2 finale - revans utakmica				5101	5121	5021	22510	22512	22502	510051	510051	510050	512051	512051	512050	502051	502051	502050	3311	3322	110	120	831	832	71	72			
Čet	21:00	5483	Aston Villa (0)	Nottingham (1)	1.17	1.64	1.50	1.20	1.44	1.57	1.38	1.58	3.13	2.26	1.97	4.29	2.31	2.24	2.38	5.50	14.5	2.80	7.40	1.38	3.14	3.30	9.30		
Čet	21:00	5484	Freiburg (1)	Braga (2)	1.16	1.66	1.48	1.19	1.46	1.53	1.37	1.60	3.01	2.29	2.02	4.21	2.28	2.25	2.27	5.75	14.5	2.90	7.40	1.38	3.07	3.40	9.30		
Fudbal			UEFA Europa League	KOMBINACIJE PRVI GOL												KOMBINACIJE 45'/90'													
Dan	Čas	R.br		1& PG1	1& PG2	2& PG2	2& PG1	2+& PG1	3+& PG1	2+& PG2	3+& PG2	GG& PG1	GG& PG2	X-1& 0-2	X-1& 2+	X-1& 3+	X-1& 4+	X-1& 1-2	X-1& 2-4	X-2& 0-2	X-2& 2+	X-2& 3+	X-2& 4+	X-2& 4+	X-2& 2-4	X-2& 3-5	X-2& 2+		
1/2 finale - revans utakmica				1131	1132	1232	1231	2+31	3+31	2+32	3+32	85131	85132	301402	3012+	30143+	3014+	301424	301435	3024									


Fudbal			UEFA Europa Conference League	KONAČAN ISHOD			DUPLA ŠANSA			PRVO POL.			DRUGO POL.			45' / 90'												
Dan	Čas	R.br		K1	KX	K2	1X	12	X2	P1	PX	P2	D1	DX	D2	1-1	1-X	1-2	X-1	X-X	X-2	2-1	2-X	2-2				
1/2 finale - revans utakmica				11	10	12	510	512	502	21	20	22	221	220	222	311	310	312	301	300	302	321	320	322				
Čet	21:00	5568	Crystal Palace (3)	Shakhtar (1)	1.60	4.00	5.80	1.14	1.25	2.36	2.15	2.25	5.20	1.90	2.70	4.75	2.45	16.0	35.0	4.40	5.80	10.0	25.0	15.0	10.2			
Čet	21:00	5569	Strasbourg (0)	Rayo Vallecano (1)	1.95	3.70	3.80	1.27	1.28	1.87	2.60	2.20	4.45	2.35	2.60	4.00	3.10	15.0	30.0	4.70	5.50	7.50	25.0	14.0	6.50			
Fudbal			UEFA Europa Conference League	UKUPNO GOLOVA 90'																								
Dan	Čas	R.br		0-1	0-2	0-3	0-4	1+	1-2	1-3	1-4	2+	2-3	2-4	2-5	2-6	3+	3-4	3-5	3-6	4+	4-5	4-6	5+	6+	7+		
1/2 finale - revans utakmica				401	402	403	404	41+	412	413	414	42+	423	424	425	426	43+	434	435	436	44+	445	446	45+	46+	47+		
Čet	21:00	5568	Crystal Palace (3)	Shakhtar (1)	3.70	2.00	1.28	1.10	1.01	2.20	1.47	1.18	1.23	1.95	1.50	1.30	1.25	1.80	2.45	2.10	1.85	3.20	4.00	3.50	5.25	12.0	25.0	
Čet	21:00	5569	Strasbourg (0)	Rayo Vallecano (1)	3.30	1.90	1.25	1.06	1.02	2.10	1.43	1.17	1.27	1.95	1.47	1.33	1.30	1.90	2.55	2.20	1.95	3.40	4.20	3.70	6.00	14.0	30.0	
Fudbal			UEFA Europa Conference League	UKUPNO GOLOVA - PRVO POLUVREME									UKUPNO GOLOVA - DRUGO POLUVREME									I.POL. ILI KRAJ						
Dan	Čas	R.br		0I	0-1I	1I	1+I	1-2I	1-3I	2I	2+I	2-3I	3+I	0II	0-1II	1II	1+II	1-2II	1-3II	2II	2+II	2-3II	3+II	PK1	PKX	PK2		
1/2 finale - revans utakmica				400I	401I	41I	41+I	412I	413+I	412I0	42+I	423I	43+I	400II	401II	42I	41+II	412II	413+II	42II	42+II	423II	43+II	211I	2010	2212		
Čet	21:00	5568	Crystal Palace (3)	Shakhtar (1)	3.05	1.40	2.60	1.32	1.62	1.35	4.10	2.70	2.95	7.25	3.95	1.67	2.80	1.20	1.58	1.30	3.55	2.05	2.40	4.25	1.42	1.85	3.50	
Čet	21:00	5569	Strasbourg (0)	Rayo Vallecano (1)	2.90	1.37	2.55	1.35	1.62	1.37	4.20	2.80	3.05	7.75	3.70	1.61	2.75	1.23	1.58	1.32	3.60	2.15	2.50	4.75	1.62	1.75	2.90	
Fudbal			UEFA Europa Conference League	TIM 1 - UKUPNO GOLOVA									TIM 1 - GOLOVI PRVO POLUVREME						TIM 1 - GOLOVI DRUGO POLUVREME									
Dan	Čas	R.br		0	1	1+	1-2	1-3	0-1	2+	2-3	3+	0	0-1	1-2	1	1+	2+	3+	0	0-1	1-2	1	1+	2+	3+		
1/2 finale - revans utakmica				4100	111	411+	4121	413	4101	412+	4123	413+	41010	41011	411211	4111	411+1	412+1	413+1	40102	41012	41122	4112	411+2	412+2	413+2		
Čet	21:00	5568	Crystal Palace (3)	Shakhtar (1)	5.90	2.95	1.08	1.65	1.27	2.01	1.70	2.15	3.10	2.00	1.16	1.85	2.70	1.70	4.40	14.3	2.55	1.28	1.70	2.50	1.42	3.30	9.40	
Čet	21:00	5569	Strasbourg (0)	Rayo Vallecano (1)	4.40	2.75	1.15	1.57	1.28	1.72	1.98	2.35	4.10	1.80	1.10	1.95	2.80	1.85	5.50	19.2	2.20	1.75	2.60	1.57	3.90	11.7		
Fudbal			UEFA Europa Conference League	TIM 2 - UKUPNO GOLOVA									TIM 2 - GOLOVI PRVO POLUVREME						TIM 2 - GOLOVI DRUGO POLUVREME									
Dan	Čas	R.br		0	1	1+	1-2	1-3	0-1	2+	2-3	3+	0	0-1	1-2	1	1+	2+	3+	0	0-1	1-2	1	1+	2+	3+		
1/2 finale - revans utakmica				4200	211	421+	421-2	4213	4201	422+	4223	423+	42010	42011	42121	4212	421+1	422+1	423+1	42020	42012	42122	421222	421+2	422+2	423+2		
Čet	21:00	5568	Crystal Palace (3)	Shakhtar (1)	2.10	2.50	1.60	1.70	1.65	1.16	4.50	4.80	13.0	1.35	-	3.05	3.55	3.00	13.4	43.5	1.45	1.03	2.65	3.40	2.60	8.80	30.8	
Čet	21:00	5569	Strasbourg (0)	Rayo Vallecano (1)	2.50	2.45	1.45	1.65	1.50	1.25	3.50	3.80	9.70	1.45	1.01	2.55	3.20	2.50	10.7	37.4	1.60	1.05	2.25	2.95	2.15	7.50	26.2	
Fudbal			UEFA Europa Conference League	OBA TIMA DAJU GOL																					P.DAJE GOL		PADA VIŠE	
Dan	Čas	R.br		GG	NG	IGG	IIGG	GG3+	NE GG3+	GG4+	IINGG	IINGG	IGGv IIGG	IINGG	IINGG	IINGG	IINGG	I2GG	1-1& GG	2-2& GG	GG& 2+T1	GG& 2+T2	1	2	PV1	PJ	PV2	
1/2 finale - revans utakmica				851	850	8511	8512	8513+	8513+	8514+	85110	85120	851108	851102	851010	851112	851112	85112	311851	322851	851412	851422	81	82	61	60	62	
Čet	21:00	5568	Crystal Palace (3)	Shakhtar (1)	1.87	1.83	5.10	3.70	2.40	1.52	3.80	1.11	1.21	2.50	1.45	6.55	4.40	19.0	4.90	16.3	2.75	5.05	1.50	3.00	3.20	3.20	2.00	
Čet	21:00	5569	Strasbourg (0)	Rayo Vallecano (1)	1.77	1.93	4.70	3.50	2.35	1.53	3.75	1.13	1.23	2.25	1.50	6.15	4.25	17.0	5.80	11.6	2.90	4.20	1.65	2.25	3.20	3.20	2.00	
Fudbal			UEFA Europa Conference League	KOMBINACIJE																								
Dan	Čas	R.br		1& 0-2	2& 0-2	1& 2-3	2& 2-3	1& 3+	2& 3+	1& 3-5	2& 3-5	1& 4+	2& 4+	1& 4+	2& 4+	1& 2+1	2& 2+1	1& 1-1&	2& 1-1&	1& 2-2&	2& 2-2&	1& 1-1&	2& 1-1&	1& 2-2&	2& 2-2&	1& 2+T1	2& 2+T1	OV/II
1/2 finale - revans utakmica				11402	12402	11423	12423	113+	123+	11435	12435	1144+	1244+	1142+	1242+	11312+	3222+	3113+	3223+	311435	322435	3114+	3224+	31171	32272	11424	12424	40012
Čet	21:00	5568	Crystal Palace (3)	Shakhtar (1)	3.20	9.90	3.20	11.4	2.40	8.60	2.80	10.0	4.40	15.8	3.80	16.5	2.75	12.6	3.40	14.2	4.00	16.5	5.90	26.1	1.95	7.50	1.95	
Čet	21:00	5569	Strasbourg (0)	Rayo Vallecano (1)	3.80	7.30	3.90	7.50	3.10	6.00	3.60	6.90	5.70	11.0	4.90	11.2	3.50	7.85	4.60	9.60	5.30	11.1	7.70	17.7	2.45	5.10	1.90	
Fudbal			UEFA Europa Conference League	KOMBINACIJE																								
Dan	Čas	R.br		1+1& 1+1I	1+1& 2+1I	2+1& 1+1I	2+1& 2+1I	1+1& 2+1I	2+1& 3+	1+1& 3+	2+1& 3+	2+1& 4+	2+1& 4+	1X& 0-2	X2& 0-2	1X& 0-3	X2& 0-3	1X& 2+	X2& 2+	1X& 3+	X2& 3+	1X& 4+	X2& 4+	1-1& H1	2-2& H1	1& 2-4	2& 2-4	
1/2 finale - revans utakmica				41+12	41+12	42+11	2+12+	41+12	41+13	42+14	42+102	42+104	51002	50202	51003	50203	5102+	5022+	5103+	5023+	5104+	5024+	31171	32272	11424	12424	40012	
Čet	21:00	5568	Crystal Palace (3)	Shakhtar (1)	1.65	2.70	3.20	5.00	1.42	1.90	4.35	1.45	2.00	2.35	3.90	1.59	3.02	1.40	3.50	2.10	5.90	3.40	9.40	3.40	19.6	2.50	9.75	
Čet	21:00	5569	Strasbourg (0)	Rayo Vallecano (1)	1.70	3.10	3.50	5.50	1.47	2.00	4.75	1.52	2.15	2.45	3.10	1.71	2.43	1.60	2.55	2.50	4.30	4.00	6.70	4.40	13.0	3.00	6.30	
Fudbal			UEFA Europa Conference League	KOMBINACIJE												KOMBINACIJE TIM 1						KOMBINACIJE TIM 2						
Dan	Čas	R.br		10-1& 10-1I	10-1& 10-2I	10-2& 10-1I	10-2& 10-2I	11-2& 11-2I	1v3+	2v3+	1v4+	2v4+	10-1& 10-1I	1+1& 2+1I	2+1& 1+1I	1+1& 2+	1+1& 3+	12GG	12NG	10-1& 10-1I	1+1& 2+1I	2+1& 1+1I	1+1& 2+	1+1& 3+	12GG	12NG		
1/2 finale - revans utakmica				401101	401102	402101	402102	45121	11043+	12043+	104	204	10101	411+14	412+14	411+14	411+14	411+14	20101	421+14	422+14	411+14	421+14	421+14	421+14	421+14		
Čet	21:00	5568	Crystal Palace (3)	Shakhtar (1)	2.55	1.75	1.93	1.32	2.65	1.19	1.49	1.30	2.07	1.53	5.80	7.00	2.15	3.70	2.40	1.47	1.06	29.0	33.0	5.80	15.8	7.80	1.03	
Čet	21:00	5569	Strasbourg (0)	Rayo Vallecano (1)	2.40	1.65	1.85	1.28	2.65	1.29	1.45	1.43	1.89	1.39	7.75	10.0	2.55	4.75	2.90	1.33	1.12	20.5	24.5	4.60	11.5	5.30	1.10	
Fudbal			UEFA Europa Conference League	DUPŠANSA-1.POI				DUPŠANSA-2.POI				DUPLA ŠANSA - 45'/90'						DUPLA POBSIGUR.POB.		WINNER		HEND.POB.						
Dan	Čas	R.br		PP1X	PP2X	PPX2	DP1X	DP2X	DPX2	1X-1X	1X-1X	1X-2X	1X-2X	12-1X	12-1X	12-2X	12-2X	12-2X	12-2X	DP11	DP22	SP11	SP22	W1	W2	H1	H2	
1/2 finale - revans utakmica				5101	5121	5021	22510	22512	22502	510051	510051	510050	512051	512051	512050	502051	502051	502050	3311	3322	110	120	831	832	71	72		
Čet	21:00	5568	Crystal Palace (3)	Shakhtar (1)	1.09	1.52	1.57	1.11	1.35	1.72	1.24	1.42	3.47	1.89	1.84	5.34	2.15	2.37	2.78	4.30	16.0	2.50	9.00	1.22	4.21	2.60	9.80	
Čet	21:00	5569	Strasbourg (0)	Rayo Vallecano (1)	1.19	1.64	1.47	1.23	1.48	1.57	1.45	1.60	2.96	2.35	1.95	4.08	2.37	2.16	2.25	6.00	14.0	3.20	7.10	1.45	2.77	3.35	7.20	
Fudbal			UEFA Europa Conference League	KOMBINACIJE PRVI GOL														KOMBINACIJE 45'/90'										
Dan	Čas	R.br		1& PG1	1& PG2	2& PG2	2& PG1	2+& PG1	3+& PG1	2+& PG2	3+& PG2	GG& PG1	GG& PG2	X-1& 0-2	X-1& 2+	X-1& 3+	X-1& 4+	X-1& 1-1&	X-1& 2-4	X-2& 0-2	X-2& 2+	X-2& 3+	X-2& 4+	X-2& 4+	X-2& 4+	X-2& 4+	X-2& 4+	
1/2 finale - revans utakmica				1131	1132	1232	1231	2+31	3+31	2+32																		

Fudbal				Scotland Premier League			KONAČAN ISHOD			DUPLA ŠANSA			PRVO POL.			DRUGO POL.			45' / 90'																
Dan	Čas	R.br		K1	KX	K2	1X	12	X2	P1	PX	P2	D1	DX	D2	1-1	1-X	1-2	X-1	X-X	X-2	2-1	2-X	2-2											
Scotland 2 play off - 1/4 finale, prva utakmica				11	10	12	510	512	502	21	20	22	221	220	222	311	310	312	301	300	302	321	320	322											
Uto	20:45	5296	Dunfermline	Arbroath	2.25	3.30	3.25	1.33	1.32	1.63	2.90	2.10	3.95	2.65	2.45	3.45	3.80	14.0	28.0	5.00	4.70	6.10	28.0	13.0	5.60										
Fudbal				Scotland Premier League			UKUPNO GOLOVA 90'																												
Dan	Čas	R.br		0-1	0-2	0-3	0-4	1+	1-2	1-3	1-4	2+	2-3	2-4	2-5	2-6	3+	3-4	3-5	3-6	4+	4-5	4-6	5+	6+	7+									
Scotland 2 play off - 1/4 finale, prva utakmica				401	402	403	404	41+	412	413	414	42+	423	424	425	426	43+	434	435	436	44+	445	446	45+	46+	47+									
Uto	20:45	5296	Dunfermline	Arbroath	3.30	1.90	1.25	1.06	1.02	2.10	1.43	1.17	1.27	1.95	1.47	1.33	1.30	1.90	2.55	2.20	1.95	3.40	4.20	3.70	6.00	14.0	30.0								
Fudbal				Scotland Premier League			UKUPNO GOLOVA - PRVO POLUVREME					UKUPNO GOLOVA - DRUGO POLUVREME					KOMBINACIJE				OBA TIMA DAJU GOL														
Dan	Čas	R.br		0I	1I	1+I	2+I	1-3I	2-3I	3+I	0II	1II	1+II	2+II	1-3II	2-3II	3+II	1&3	2&3	1&2	2&2	GG	NG	GGI	GGII	GG3+									
Scotland 2 play off - 1/4 finale, prva utakmica				400I	41I	41+I	42+I	4113+I	423I	43+I	400II	42I	41+II	42+II	4113+II	423II	43+II	113+	123+	11412+	12422+	85I	850	851I	851I	8513+									
Uto	20:45	5296	Dunfermline	Arbroath	2.90	2.55	1.35	2.80	1.37	3.05	7.75	3.70	2.75	1.23	2.15	1.32	2.50	4.75	3.60	5.10	2.80	4.35	1.70	2.00	4.40	3.30	2.25								
Championship		UKUPNO(UK)				DOMAĆIN(D)				GOST(G)				PROSEK GOLOVA			TRENUTNA SERIJA																		
1	2	3	4	5	6	7	8	9	10	UT.	POB.	NER.	IZG.	GOL.R.	BODO	UT.	POB.	NER.	IZG.	GOL.R.	BODO	UT.	POB.	NER.	IZG.	GOL.R.	BODO	UK.	D	G	TRENUTNA SERIJA				
1	2	3	4	5	6	7	8	9	10	36	0	1	5	8:0	2	18	0	0	0	3:0	1	18	0	1	0	1:0	1	-	-	-	-	-	-	-	-
2	Partick Thistle	36	5	0	3	7:0	3	18	2	0	2	3:0	3	18	3	0	1	2:0	2	-	-	-	-	-	-	-	-	-	-	-	-				
3	Arbroath	36	7	1	0	5:0	1	18	4	0	0	3:0	1	18	3	1	0	2:0	2	-	-	-	-	-	-	-	-	-	-	-	-				
4	Dunfermline	36	0	1	1	5:0	1	18	0	0	0	4:0	1	18	0	1	1	1:0	0	-	-	-	-	-	-	-	-	-	-	-	-				
5	Raith	36	6	1	0	4:0	3	18	4	1	0	3:0	0	18	2	0	0	1:0	0	-	-	-	-	-	-	-	-	-	-	-	-				
6	Queen's Park	36	5	4	0	4:0	4	18	3	1	0	2:0	0	18	2	3	0	2:0	1	-	-	-	-	-	-	-	-	-	-	-	-				
7	Ayr	36	7	3	3	1:0	0	18	3	1	1	1:0	1	18	2	2	0	1:0	2	-	-	-	-	-	-	-	-	-	-	-	-				
8	Morton	36	6	4	3	2:0	0	18	2	0	1	0:0	1	18	2	2	3	1:0	2	-	-	-	-	-	-	-	-	-	-	-	-				
9	Airdrieonians	36	4	2	1	3:0	4	18	1	2	0	1:0	1	18	3	0	1	2:0	2	-	-	-	-	-	-	-	-	-	-	-	-				
10	Ross County	36	4	4	1	4:0	4	18	4	2	0	2:0	3	18	0	2	1	2:0	1	-	-	-	-	-	-	-	-	-	-	-	-				
Fudbal				Scotland League One			KONAČAN ISHOD			DUPLA ŠANSA			PRVO POL.			DRUGO POL.			45' / 90'																
Dan	Čas	R.br		K1	KX	K2	1X	12	X2	P1	PX	P2	D1	DX	D2	1-1	1-X	1-2	X-1	X-X	X-2	2-1	2-X	2-2											
relegacija - prva utakmica				11	10	12	510	512	502	21	20	22	221	220	222	311	310	312	301	300	302	321	320	322											
Uto	20:45	5556	Clyde	Spartans	2.45	3.30	2.70	1.40	1.28	1.48	3.15	2.10	3.40	2.80	2.45	2.90	4.20	13.0	28.0	5.30	4.70	5.60	28.0	13.0	4.70										
Uto	20:45	5557	Forfar Athletic	Hamilton	5.50	3.50	1.65	2.13	1.26	1.12	5.20	2.15	2.25	4.75	2.50	1.95	10.0	15.0	25.0	10.0	5.20	4.40	35.0	16.0	2.55										
Fudbal				Scotland League One			UKUPNO GOLOVA 90'																												
Dan	Čas	R.br		0-1	0-2	0-3	0-4	1+	1-2	1-3	1-4	2+	2-3	2-4	2-5	2-6	3+	3-4	3-5	3-6	4+	4-5	4-6	5+	6+	7+									
relegacija - prva utakmica				401	402	403	404	41+	412	413	414	42+	423	424	425	426	43+	434	435	436	44+	445	446	45+	46+	47+									
Uto	20:45	5556	Clyde	Spartans	3.30	1.90	1.25	1.06	1.02	2.10	1.43	1.17	1.27	1.95	1.47	1.33	1.30	1.90	2.55	2.20	1.95	3.40	4.20	3.70	6.00	14.0	30.0								
Uto	20:45	5557	Forfar Athletic	Hamilton	4.30	2.20	1.38	1.14	-	2.35	1.53	1.20	1.17	2.05	1.52	1.28	1.20	1.65	2.30	1.95	1.70	2.70	3.50	3.00	4.50	9.00	20.0								
Fudbal				Scotland League One			UKUPNO GOLOVA - PRVO POLUVREME					UKUPNO GOLOVA - DRUGO POLUVREME					KOMBINACIJE				OBA TIMA DAJU GOL														
Dan	Čas	R.br		0I	1I	1+I	2+I	1-3I	2-3I	3+I	0II	1II	1+II	2+II	1-3II	2-3II	3+II	1&3	2&3	1&2	2&2	GG	NG	GGI	GGII	GG3+									
relegacija - prva utakmica				400I	41I	41+I	42+I	4113+I	423I	43+I	400II	42I	41+II	42+II	4113+II	423II	43+II	113+	123+	11412+	12422+	85I	850	851I	851I	8513+									
Uto	20:45	5556	Clyde	Spartans	2.90	2.55	1.35	2.80	1.37	3.05	7.75	3.70	2.75	1.23	2.15	1.32	2.50	4.75	3.90	4.30	3.05	3.35	1.72	1.98	4.50	3.40	2.30								
Uto	20:45	5557	Forfar Athletic	Hamilton	3.35	2.60	1.27	2.50	1.33	2.80	6.50	4.60	2.95	1.15	1.90	1.28	2.25	3.60	7.50	2.30	6.80	1.90	1.65	2.10	4.20	3.20	2.05								
League One		UKUPNO(UK)				DOMAĆIN(D)				GOST(G)				PROSEK GOLOVA			TRENUTNA SERIJA																		
1	2	3	4	5	6	7	8	9	10	UT.	POB.	NER.	IZG.	GOL.R.	BODO	UT.	POB.	NER.	IZG.	GOL.R.	BODO	UT.	POB.	NER.	IZG.	GOL.R.	BODO	UK.	D	G	TRENUTNA SERIJA				
1	Inverness	36	3	1	7	5:0	1	18	1	0	4	1:0	1	18	2	1	3	4:0	0	-	-	-	-	-	-	-	-	-	-	-	-				
2	Stenhousemuir	36	3	0	7	6:0	0	18	1	0	3	3:0	0	18	2	0	3	1:0	1	-	-	-	-	-	-	-	-	-	-	-	-				
3	Queen of South	36	4	0	5	5:0	1	18	2	0	3	1:0	1	18	2	0	2	2:0	0	-	-	-	-	-	-	-	-	-	-	-	-				
4	Alloa	36	2	2	5	5:0	1	18	2	1	2	3:0	1	18	4	0	1	3:0	0	-	-	-	-	-	-	-	-	-	-	-	-				
5	Peterhead	36	9	2	0	2:0	6	18	0	0	0	3:0	0	18	2	2	0	2:0	2	-	-	-	-	-	-	-	-	-	-	-	-				
6	Montrose	36	6	5	0	4:0	4	18	4	2	0	3:0	1	18	2	3	0	1:0	3	-	-	-	-	-	-	-	-	-	-	-	-				
7	Cove Rangers	36	7	2	1	1:0	7	18	3	1	0	1:0	0	18	4	1	1	0:0	2	-	-	-	-	-	-	-	-	-	-	-	-				
8	East Fife	36	3	1	0	4:0	4	18	2	0	0	3:0	2	18	1	1	0	1:0	2	-	-	-	-	-	-	-	-	-	-	-	-				
9	Hamilton	36	1	1	4	5:0	0	18	0	1	3	1:0	0	18	1	0	1	4:0	0	-	-	-	-	-	-	-	-	-	-	-	-				
10	Kelty Hearts	36	2	3	3	4:0	4	18	0	0	1	1:0	1	18	2	3	2	3:0	3	-	-	-	-	-	-	-	-	-	-	-	-				
League Two		UKUPNO(UK)				DOMAĆIN(D)				GOST(G)				PROSEK GOLOVA			TRENUTNA SERIJA																		
1	2	3	4	5	6	7	8	9	10	UT.	POB.	NER.	IZG.	GOL.R.	BODO	UT.	POB.	NER.	IZG.	GOL.R.	BODO	UT.	POB.	NER.	IZG.	GOL.R.	BODO	UK.	D	G	TRENUTNA SERIJA				
1	East Kilbride	36	4	0	3	2:0	1	18	2	0	1	1:0	0	18	2	0	2	1:0	1	-	-	-	-	-	-	-	-	-	-	-	-				
2	Spartans	36	1	0	7	7:0	0	18	1	0	4	3:0	0	18	0	0	3	4:0	0	-	-	-	-	-	-	-	-	-	-	-	-				
3	Clyde	36	2	1	6	7:0	0	18	4	1	1	3:0	0	18	1	0	1	2:0	3	-	-	-	-	-	-	-	-	-	-	-	-				
4	Forfar Athletic	36	4	3	2	7:0	0	18	1	1	1	4:0	0	18	3	3	2	1:0	2	-	-	-	-	-	-	-	-	-	-	-	-				
5	Stranraer	36	1	0	4	6:0	4	18	3	1	0	2:0	0	18	0	0	2	3:0	0	-	-	-	-	-	-	-	-	-	-	-	-				
6	Elgin City	36	5	4	1	4:0	4	18	2	0	3	0:0	1	18	1	2	1	1:0	1	-	-	-	-	-	-	-	-	-	-	-	-				
7	Annan	36	6	4	0	2:0	3	18	3	0	1	0:0	0	18	2	1	0	1:0	3	-	-	-	-	-	-	-	-	-	-	-	-				
8	Stirling	36	5	3	0	3:0	1	18	1	2	0	2:0	0	18	4	1	0	1:0	1	-	-	-	-	-	-	-	-	-	-	-	-				
9	Dumbarton	36	7	1	0	2:0	6	18	5	0	0	2:0	1	18	2	1	0	0:0	1	-	-	-	-	-	-	-	-	-	-	-	-				
10	Edinburgh City	36	6	1	2	4:0	4	18	3	0	2	0:0	2	18	3	1	0	4:0	2	-	-	-													


Fudbal				Netherlands Eredivisie	KONAČAN ISHOD			DUPLA ŠANSA			PRVO POL.			DRUGO POL.			45' / 90'								
Dan	Čas	R.br			K1	KX	K2	1X	12	X2	P1	PX	P2	D1	DX	D2	1-1	1-X	1-2	X-1	X-X	X-2	2-1	2-X	2-2
Netherlands 2 play off - 1/4 finale, prva utakmica					11	10	12	510	512	502	21	20	22	221	220	222	311	310	312	301	300	302	321	320	322
Uto	18:45	5046	Waalwijk	Willem II	2.55	3.60	2.55	1.49	1.27	1.49	3.25	2.20	3.25	2.80	2.55	2.80	4.40	13.0	28.0	5.40	5.30	5.40	28.0	13.0	4.40
Sre	18:45	5552	Almere City	De Graafschap	2.05	3.80	3.20	1.33	1.24	1.73	2.70	2.20	3.90	2.45	2.60	3.40	3.40	14.0	28.0	4.80	5.50	6.10	28.0	13.0	5.60


Fudbal				Netherlands Eredivisie	UKUPNO GOLOVA 90'																						
Dan	Čas	R.br			0-1	0-2	0-3	0-4	1+	1-2	1-3	1-4	2+	2-3	2-4	2-5	2-6	3+	3-4	3-5	3-6	4+	4-5	4-6	5+	6+	7+
Netherlands 2 play off - 1/4 finale, prva utakmica					401	402	403	404	41+	412	413	414	42+	423	424	425	426	43+	434	435	436	44+	445	446	45+	46+	47+
Uto	18:45	5046	Waalwijk	Willem II	5.00	2.40	1.45	1.18	-	2.55	1.62	1.25	1.13	2.10	1.53	1.27	1.18	1.55	2.20	1.90	1.62	2.45	3.30	2.80	4.00	7.00	16.0
Sre	18:45	5552	Almere City	De Graafschap	7.00	3.20	1.75	1.28	-	3.30	1.90	1.37	1.05	2.30	1.60	1.25	1.15	1.35	2.20	1.70	1.48	1.90	2.90	2.30	3.10	5.00	10.0

Fudbal				Netherlands Eredivisie	UKUPNO GOLOVA - PRVO POLUVREME										UKUPNO GOLOVA - DRUGO POLUVREME										I.POL. ILI KRAJ		
Dan	Čas	R.br			0I	0-1I	1I	1+I	1-2I	1-3I	2I	2+I	2-3I	3+I	0II	0-1II	1II	1+II	1-2II	1-3II	2II	2+II	2-3II	3+II	PK1	PKX	PK2
Netherlands 2 play off - 1/4 finale, prva utakmica					400I	401I	41I	41+I	412I	413+I	412I0	42+I	423I	43+I	400II	401II	42I	41+II	412II	413+II	42II	42+II	423II	43+II	211I	2010	2212
Uto	18:45	5046	Waalwijk	Willem II	3.70	1.49	2.70	1.23	1.58	1.32	3.75	2.40	2.70	5.70	5.20	1.88	3.05	1.12	1.57	1.30	3.40	1.80	2.15	3.35	1.95	1.72	1.95
Sre	18:45	5552	Almere City	De Graafschap	5.00	1.70	2.90	1.13	1.55	1.30	3.55	2.00	2.30	3.70	7.45	2.16	3.40	1.05	1.63	1.30	3.40	1.60	1.90	2.50	1.65	1.75	2.50

Fudbal				Netherlands Eredivisie	OBA TIMA DA JU GOL																	P.DAJE GOL			PADA VIŠE		
Dan	Čas	R.br			GG	NG	IGG	IIGG	GG3+	NE GG3+	GG4+	IINGG	IINGG	IGGv IIGG	IING& IING	IGG& IING	IING& IING	12GG	1-1& GG	2-2& GG	GG& 2+1	GG& 2+2	1	2	PV1	PJ	PV2
Netherlands 2 play off - 1/4 finale, prva utakmica					851	850	851I	8512	8513+	8513+	8514+	85110	85120	851108	851102	851010	851112	85112	811851	322851	851412	851422	81	82	61	60	62
Uto	18:45	5046	Waalwijk	Willem II	1.45	2.55	3.30	2.50	1.75	1.95	2.55	1.26	1.44	1.65	1.95	5.05	3.40	9.00	6.70	6.70	2.20	2.20	1.90	1.90	3.20	3.35	1.95
Sre	18:45	5552	Almere City	De Graafschap	1.32	3.20	2.70	2.10	1.50	2.40	2.00	1.38	1.61	1.40	2.39	4.65	3.15	6.00	4.80	7.40	1.70	1.95	1.70	2.10	3.20	3.45	1.90







Eerste Divisie	UKUPNO(UK)						DOMAĆIN(D)						GOST(G)						PROSEK GOLOVA			TRENUTNA SERIJA					
	UT.	POB.	NER.	IZG.	GOL.R.	BODO	UT.	POB.	NER.	IZG.	GOL.R.	BODO	UT.	POB.	NER.	IZG.	GOL.R.	BODO	UK.	D	G						
1 Den Haag	38	0	0	10	2:0	1	19	0	0	1	1:0	0	19	0	0	3	1:0	0	-	-	-	-	-	-	-	-	-
2 Cambuur	38	0	0	6	6:0	2	19	0	0	4	3:0	2	19	0	0	2	3:0	0	-	-	-	-	-	-	-	-	-
3 Willem II	38	1	0	4	6:0	0	19	0	0	3	4:0	0	19	1	0	1	2:0	0	-	-	-	-	-	-	-	-	-
4 De Graafschap	38	4	2	5	4:0	1	19	1	1	2	1:0	0	19	3	1	3	3:0	1	-	-	-	-	-	-	-	-	-
5 Almere City	38	0	1	6	2:0	2	19	0	1	3	2:0	0	19	3	0	0	3:0	3	-	-	-	-	-	-	-	-	-
6 Waalwijk	38	6	1	4	4:0	1	19	2	1	2	2:0	0	19	0	2	2	2:0	0	-	-	-	-	-	-	-	-	-
7 Jong PSV	38	3	3	3	1:0	1	19	2	2	2	1:0	0	19	1	1	1	0:0	1	-	-	-	-	-	-	-	-	-
8 Roda	38	7	3	0	6:0	1	19	2	2	0	2:0	1	19	1	0	4	2:0	1	-	-	-	-	-	-	-	-	-
9 Den Bosch	38	8	3	3	5:0	3	19	2	1	3	2:0	0	19	3	1	2	2:0	0	-	-	-	-	-	-	-	-	-
10 Dordrecht	38	5	2	1	5:0	5	19	2	1	1	3:0	0	19	3	1	0	1:0	2	-	-	-	-	-	-	-	-	-
11 Eindhoven FC	38	6	2	2	7:0	7	19	4	2	0	1:0	0	19	2	0	2	2:0	3	-	-	-	-	-	-	-	-	-
12 Jong Utrecht	38	8	2	3	3:0	4	19	1	2	2	3:0	1	19	3	1	1	1:0	4	-	-	-	-	-	-	-	-	-
13 Venlo	38	6	1	0	7:0	7	19	5	0	0	3:0	3	19	1	1	0	4:0	4	-	-	-	-	-	-	-	-	-
14 FC Emmen	38	7	3	0	3:0	6	19	5	3	0	2:0	0	19	2	0	0	1:0	1	-	-	-	-	-	-	-	-	-
15 Vitesse	38	3	2	1	6:0	1	19	3	1	1	3:0	0	19	0	1	0	3:0	1	-	-	-	-	-	-	-	-	-
16 Oss	38	4	3	2	4:0	6	19	3	2	2	0:0	3	19	1	1	0	4:0	0	-	-	-	-	-	-	-	-	-
17 Jong AZ	38	7	1	1	4:0	3	19	4	1	0	0:0	2	19	3	0	1	4:0	1	-	-	-	-	-	-	-	-	-
18 Helmond	38	8	1	1	1:0	8	19	1	1	1	4:0	1	19	2	0	0	0:0	6	-	-	-	-	-	-	-	-	-
19 Maastricht	38	3	1	0	6:0	7	19	3	1	0	3:0	0	19	0	0	0	3:0	3	-	-	-	-	-	-	-	-	-
20 Jong Ajax	38	5	1	0	4:0	6	19	4	0	0	1:0	3	19	1	1	0	3:0	3	-	-	-	-	-	-	-	-	-

Fudbal				Northern Ireland Premiership	KONAČAN ISHOD			DUPLA ŠANSA			PRVO POL.			DRUGO POL.			45' / 90'								
Dan	Čas	R.br			K1	KX	K2	1X	12	X2	P1	PX	P2	D1	DX	D2	1-1	1-X	1-2	X-1	X-X	X-2	2-1	2-X	2-2
Conference League play off - 1/4 finale, jedna utakmica					11	10	12	510	512	502	21	20	22	221	220	222	311	310	312	301	300	302	321	320	322
Sre	20:45	5553	Dungannon	Carrick Rangers	2.85	3.70	2.15	1.60	1.22	1.35	3.55	2.20	2.80	3.05	2.60	2.55	5.00	13.0	28.0	5.70	5.50	4.90	28.0	14.0	3.60


Fudbal				Northern Ireland Premiership	UKUPNO GOLOVA 90'																						
Dan	Čas	R.br			0-1	0-2	0-3	0-4	1+	1-2	1-3	1-4	2+	2-3	2-4	2-5	2-6	3+	3-4	3-5	3-6	4+	4-5	4-6	5+	6+	7+
Conference League play off - 1/4 finale, jedna utakmica					401	402	403	404	41+	412	413	414	42+	423	424	425	426	43+	434	435	436	44+	445	446	45+	46+	47+
Sre	20:45	5553	Dungannon	Carrick Rangers	5.25	2.50	1.50	1.20	-	2.65	1.65	1.27	1.12	2.10	1.53	1.25	1.17	1.50	2.15	1.85	1.60	2.30	3.20	2.65	3.80	6.50	14.0


Premiership	UKUPNO(UK)						DOMAĆIN(D)						GOST(G)						PROSEK GOLOVA			TRENUTNA SERIJA					
	UT.	POB.	NER.	IZG.	GOL.R.	BODO	UT.	POB.	NER.	IZG.	GOL.R.	BODO	UT.	POB.	NER.	IZG.	GOL.R.	BODO	UK.	D	G						
1 Larne	38	2	0	8	5:0	1	20	1	0	4	3:0	1	18	1	0	4	2:0	0	-	-	-	-	-	-	-	-	-
2 Coleraine	38	1	1	7	3:0	3	18	0	1	4	0:0	3	20	1	0	3	3:0	0	-	-	-	-	-	-	-	-	-
3 Glentoran	38	1	1	6	4:0	1	19	1	0	5	2:0	0	19	0	1	1	2:0	1	-	-	-	-	-	-	-	-	-
4 Linfield	38	2	0	7	5:0	0	19	0	0	4	2:0	0	19	3	2	0	3:0	0	-	-	-	-	-	-	-	-	-
5 Cliftonville	38	9	2	0	4:0	5	19	1	0	3	2:0	1	19	4	1	0	1:0	3	-	-	-	-	-	-	-	-	-
6 Dungannon	38	8	0	0	6:0	9	19	0	0	3	0:0	1	19	2	0	0	3:0	5	-	-	-	-	-	-	-	-	-

Premiership	UKUPNO(UK)						DOMAĆIN(D)						GOST(G)						PROSEK GOLOVA			TRENUTNA SERIJA					
	UT.	POB.	NER.	IZG.	GOL.R.	BODO	UT.	POB.	NER.	IZG.	GOL.R.	BODO	UT.	POB.	NER.	IZG.	GOL.R.	BODO	UK.	D	G						
7 Carrick Rangers	38	2	1	2	5:0	2	19	0	0	1	4:0	0	19	2	1	1	1:0	2	-	-	-	-	-	-	-	-	-
8 Portadown	38	7	3	2	5:0	8	18	3	2	1	3:0	2	20	4	1	1	2:0	0	-	-	-	-	-	-	-	-	-
9 Ballymena	38	5	1	1	5:0	5	19	3	1	0	2:0	1	19	2	0	1	3:0	4	-	-	-	-	-	-	-	-	-
10 Bangor FC	38	8	3	0	2:0	4	20	4	0	0	2:0	3	18	4	3	0	0:0	1	-	-	-	-	-	-	-	-	-
11 Crusaders	38	9	1	2	1:0	4	19	4	0	1	0:0	2	19														

Fudbal				Norway OBOS-ligaen	KONAČAN ISHOD			DUPLA ŠANSA			PRVO POL.			DRUGO POL.			45' / 90'										
Dan	Čas	R.br			K1	KX	K2	1X	12	X2	P1	PX	P2	D1	DX	D2	1-1	1-X	1-2	X-1	X-X	X-2	2-1	2-X	2-2		
Sre	18:00	5055	Egersund	Raufoss	1.50	4.50	5.50	1.12	1.17	2.47	2.00	2.40	5.20	1.80	2.90	4.75	2.25	17.0	35.0	4.30	6.50	10.0	25.0	15.0	10.0		
Fudbal				Norway OBOS-ligaen	UKUPNO GOLOVA 90'																						
Dan	Čas	R.br			0-1	0-2	0-3	0-4	1+	1-2	1-3	1-4	2+	2-3	2-4	2-5	2-6	3+	3-4	3-5	3-6	4+	4-5	4-6	5+	6+	7+
Sre	18:00	5055	Egersund	Raufoss	5.25	2.50	1.50	1.20	-	2.65	1.65	1.27	1.12	2.10	1.53	1.25	1.17	1.50	2.15	1.85	1.60	2.30	3.20	2.65	3.80	6.50	14.0
OBOS-ligaen			UKUPNO(UK)						DOMAĆIN(D)						GOST(G)						PROSEK GOLOVA			TRENUTNA SERIJA			
	UT.	POB.	NER.	IZG.	GOL.R.	BODO	UT.	POB.	NER.	IZG.	GOL.R.	BODO	UT.	POB.	NER.	IZG.	GOL.R.	BODO	UK.	D	G						
1 Odd	4	3	1	0	11:4	10	2	1	1	0	6:2	4	2	2	0	0	5:2	6	3.75	4.00	3.50	-	-	-	-	-	-
2 Kongsvinger	4	3	1	0	10:4	10	2	2	0	0	5:1	6	2	1	1	0	5:3	4	3.50	3.00	4.00	-	-	-	-	-	-
3 Haugesund	4	3	0	1	12:7	9	1	1	0	0	4:2	3	3	2	0	1	8:5	6	4.75	6.00	4.33	-	-	-	-	-	-
4 Moss	4	3	0	1	7:5	9	2	2	0	0	3:1	6	2	1	0	1	4:4	3	3.00	2.00	4.00	-	-	-	-	-	-
5 Stabaek	4	2	1	1	10:6	7	2	2	0	0	7:2	6	2	0	1	1	3:4	1	4.00	4.50	3.50	-	-	-	-	-	-
6 Stromsgodset	4	2	1	1	8:6	7	2	2	0	0	5:1	6	2	0	1	1	3:5	1	3.50	3.00	4.00	-	-	-	-	-	-
7 Ranheim	2	2	0	0	8:3	6	1	1	0	0	5:1	3	1	1	0	0	3:2	3	5.50	6.00	5.00	-	-	-	-	-	-
8 Egersund	2	2	0	0	4:0	6	1	1	0	0	1:0	3	1	1	0	0	3:0	3	2.00	-	3.00	-	-	-	-	-	-
9 Sandnes	4	1	1	2	5:6	4	2	0	1	1	2:4	1	2	1	0	1	3:2	3	2.75	3.00	2.50	-	-	-	-	-	-
10 Strommen	3	1	1	1	7:9	4	2	0	1	1	2:5	1	1	1	0	0	5:4	3	5.33	3.50	9.00	-	-	-	-	-	-
11 Hodd	4	1	1	2	3:5	4	2	1	0	1	2:3	3	2	0	1	1	1:2	1	2.00	2.50	1.50	-	-	-	-	-	-
12 Lyn	4	1	0	3	6:8	3	2	0	0	2	2:6	0	2	1	0	1	4:2	3	3.50	4.00	3.00	-	-	-	-	-	-
13 Sogndal	4	1	0	3	2:10	3	2	1	0	1	2:3	3	2	0	0	2	0:7	0	3.00	2.50	3.50	-	-	-	-	-	-
14 Raufoss	3	0	1	2	3:9	1	2	0	1	1	2:4	1	1	0	0	1	1:5	0	4.00	3.00	6.00	-	-	-	-	-	-
15 Bryne	4	0	0	4	3:9	0	2	0	0	2	3:5	0	2	0	0	2	0:4	0	3.00	4.00	2.00	-	-	-	-	-	-
16 Asane	4	0	0	4	6:14	0	2	0	0	2	6:8	0	2	0	0	2	0:6	0	5.00	7.00	3.00	-	-	-	-	-	-
Fudbal				Sweden Superettan	KONAČAN ISHOD			DUPLA ŠANSA			PRVO POL.			DRUGO POL.			45' / 90'										
Dan	Čas	R.br			K1	KX	K2	1X	12	X2	P1	PX	P2	D1	DX	D2	1-1	1-X	1-2	X-1	X-X	X-2	2-1	2-X	2-2		
Uto	19:00	5206	Falkenberg	Norrkoping	2.55	3.50	2.55	1.47	1.27	1.47	3.25	2.15	3.25	2.80	2.50	2.80	4.40	13.0	28.0	5.40	5.20	5.40	28.0	13.0	4.40		
Fudbal				Sweden Superettan	UKUPNO GOLOVA 90'																						
Dan	Čas	R.br			0-1	0-2	0-3	0-4	1+	1-2	1-3	1-4	2+	2-3	2-4	2-5	2-6	3+	3-4	3-5	3-6	4+	4-5	4-6	5+	6+	7+
Uto	19:00	5206	Falkenberg	Norrkoping	4.30	2.20	1.38	1.14	-	2.35	1.53	1.20	1.17	2.05	1.52	1.28	1.20	1.65	2.30	1.95	1.70	2.70	3.50	3.00	4.50	9.00	20.0
Superettan			UKUPNO(UK)						DOMAĆIN(D)						GOST(G)						PROSEK GOLOVA			TRENUTNA SERIJA			
	UT.	POB.	NER.	IZG.	GOL.R.	BODO	UT.	POB.	NER.	IZG.	GOL.R.	BODO	UT.	POB.	NER.	IZG.	GOL.R.	BODO	UK.	D	G						
1 Orebro	5	2	3	0	4:2	9	3	2	1	0	4:2	7	2	0	2	0	0:0	2	1.20	2.00	-	-	-	-	-	-	-
2 Helsingborg	5	3	0	2	10:9	9	3	3	0	0	8:2	9	2	0	0	2	2:7	0	3.80	3.33	4.50	-	-	-	-	-	-
3 Nordic United	5	3	0	2	10:9	9	2	2	0	0	5:2	6	3	1	0	2	5:7	3	3.80	3.50	4.00	-	-	-	-	-	-
4 Varnamo	5	3	0	2	9:10	9	2	2	0	0	6:1	6	3	1	0	2	3:9	3	3.80	3.50	4.00	-	-	-	-	-	-
5 Falkenberg	4	2	2	0	6:4	8	2	1	1	0	2:1	4	2	1	1	0	4:3	4	2.50	1.50	3.50	-	-	-	-	-	-
6 Oddevold	5	2	1	2	11:11	7	2	0	1	1	3:4	1	3	2	0	1	8:7	6	4.40	3.50	5.00	-	-	-	-	-	-
7 Ostersund	5	2	1	2	7:7	7	2	1	1	0	4:3	4	3	1	0	2	3:4	3	2.80	3.50	2.33	-	-	-	-	-	-
8 Brage	5	2	1	2	8:9	7	2	0	1	1	5:6	1	3	2	0	1	3:3	6	3.40	5.50	2.00	-	-	-	-	-	-
9 Oster	4	2	1	1	4:5	7	2	1	1	0	1:0	4	2	1	0	1	3:5	3	2.25	-	4.00	-	-	-	-	-	-
10 Norrkoping	4	2	0	2	9:5	6	2	1	0	1	7:3	3	2	1	0	1	2:2	3	3.50	5.00	2.00	-	-	-	-	-	-
11 Varberg	5	1	3	1	9:7	6	3	1	1	1	5:3	4	2	0	2	0	4:4	2	3.20	2.67	4.00	-	-	-	-	-	-
12 Landskrona	4	2	0	2	5:4	6	2	1	0	1	2:2	3	2	1	0	1	3:2	3	2.25	2.00	2.50	-	-	-	-	-	-
13 Norrby	5	0	4	1	6:7	4	2	0	1	1	2:3	1	3	0	3	0	4:4	3	2.60	2.50	2.67	-	-	-	-	-	-
14 Ljungskile	5	1	1	3	5:6	4	3	1	0	2	4:4	3	2	0	1	1	1:2	1	2.20	2.67	1.50	-	-	-	-	-	-
15 Sandviken	5	0	3	2	7:9	3	3	0	2	1	4:5	2	2	0	1	1	3:4	1	3.20	3.00	3.50	-	-	-	-	-	-
16 Sundsvall	5	1	0	4	5:11	3	3	1	0	2	5:7	3	2	0	0	2	0:4	0	3.20	4.00	2.00	-	-	-	-	-	-
Fudbal				Azerbaijan Premier League	KONAČAN ISHOD			DUPLA ŠANSA			PRVO POL.			DRUGO POL.			45' / 90'										
Dan	Čas	R.br			K1	KX	K2	1X	12	X2	P1	PX	P2	D1	DX	D2	1-1	1-X	1-2	X-1	X-X	X-2	2-1	2-X	2-2		
Uto	14:00	4188	Karvan	Neftci Baku	8.00	4.80	1.30	3.00	1.11	1.02	7.00	2.50	1.70	7.00	3.00	1.57	15.0	16.0	25.0	16.0	7.00	4.20	42.0	19.0	1.82		
Fudbal				Azerbaijan Premier League	UKUPNO GOLOVA 90'																						
Dan	Čas	R.br			0-1	0-2	0-3	0-4	1+	1-2	1-3	1-4	2+	2-3	2-4	2-5	2-6	3+	3-4	3-5	3-6	4+	4-5	4-6	5+	6+	7+
Uto	14:00	4188	Karvan	Neftci Baku	4.50	2.30	1.40	1.15	-	2.45	1.55	1.22	1.15	2.05	1.52	1.27	1.20	1.60	2.25	1.92	1.65	2.60	3.40	2.90	4.25	8.00	18.0
Premier League			UKUPNO(UK)						DOMAĆIN(D)						GOST(G)						PROSEK GOLOVA			TRENUTNA SERIJA			
	UT.	POB.	NER.	IZG.	GOL.R.	BODO	UT.	POB.	NER.	IZG.	GOL.R.	BODO	UT.	POB.	NER.	IZG.	GOL.R.	BODO	UK.	D	G						
1 Sabah Baku	29	22	6	1	69:21	72	15	11	3	1	34:9	36	14	11	3	0	35:12	36	3.10	2.87	3.36	-	-	-	-	-	-
2 Qarabag	28	18	5	5	60:20	59	15	9	3	3	32:9	30	13	9	2	2	28:11	36	2.86	2.73	3.00	-	-	-	-	-	-
3 Turan Tovuz	29	16	8	5	39:20	56	14	8	3	3	20:13	27	15	8	5	2	19:7	29	2.03	2.36	1.73	-	-	-	-	-	-
4 Zira	29	11	13	5	38:32	46	15	5	8	2	20:15	23	14	6	5	3	18:17	23	2.41	2.33	2.50	-	-	-	-	-	-
5 Neftci Baku	28	11	11	6	46:30	44	14																				


Fudbal			KONACAN ISHOD	DUPLA ŠANSNA			PRVO POL.			DRUGO POL.			45' / 90'														
Dan	Čas	R.br		K1	KX	K2	1X	12	X2	P1	PX	P2	D1	DX	D2	1-1	1-X	1-2	X-1	X-X	X-2	2-1	2-X	2-2			
1/2 finale - jedna utakmica			11	10	12	510	512	502	21	20	22	221	220	222	311	310	312	301	300	302	321	320	322				
Uto	19:30	5301	Besiktas	Konyaspor	1.45	4.80	6.20	1.11	1.17	2.70	1.92	2.50	5.30	1.75	3.00	5.00	2.15	18.0	35.0	4.20	7.00	11.0	25.0	16.0	11.0		
Fudbal			UKUPNO GOLOVA 90'																								
Dan	Čas	R.br	0-1	0-2	0-3	0-4	1+	1-2	1-3	1-4	2+	2-3	2-4	2-5	2-6	3+	3-4	3-5	3-6	4+	4-5	4-6	5+	6+	7+		
1/2 finale - jedna utakmica			401	402	403	404	41+	412	413	414	42+	423	424	425	426	43+	434	435	436	44+	445	446	45+	46+	47+		
Uto	19:30	5301	Besiktas	Konyaspor	5.25	2.50	1.50	1.20	-	2.65	1.65	1.27	1.12	2.10	1.53	1.25	1.17	1.50	2.15	1.85	1.60	2.30	3.20	2.65	3.80	6.50	14.0
Fudbal			UKUPNO GOLOVA - PRVO POLUVREME										UKUPNO GOLOVA - DRUGO POLUVREME					KOMBINACIJE			OBA TIMA DAJU GOL						
Dan	Čas	R.br	0I	1I	1+I	2+I	1-3I	2-3I	3+I	0II	1II	1+II	2+II	1-3II	2-3II	3+II	1&3	2&3	1&2	2&2+	GG	NG	GGI	GGII	GG3+		
1/2 finale - jedna utakmica			400I	41I	41+I	42+I	4113+I	423I	43+I	400II	42I	41+II	42+II	4113+II	423II	43+II	113+	123+	11412+	1242+	85I	850	851I	8512	8513+		
Uto	19:30	5301	Besiktas	Konyaspor	3.75	2.75	1.22	2.30	1.30	2.60	5.40	5.65	3.15	1.10	1.75	1.30	2.10	3.20	1.90	7.70	1.60	7.30	1.77	1.93	4.60	3.40	2.10
Super Lig			UKUPNO(UK)					DOMAĆIN(D)					GOST(G)					PROSEK GOLOVA			TRENUTNA SERIJA						
1	2	3	4	5	6	7	8	9	10	11	12	13	14	15	16	17	18	19	20	UK.	D	G	-	-	-	-	-
Galatasaray	Fenerbahce	Trabzonspor	Besiktas	Goztepe	Basaksehir	Samsunspor	Rizespor	Konyaspor	Kocaelispor	Gaziantep	Alanyaspor	Kasimpasa	Eyupspor	Antalyaspor	Genderbirliigi	Kayserispor	Karagumruk										
32	23	5	4	73:27	74	16	12	4	0	42:12	40	16	11	1	4	31:15	34	3.12	3.38	2.88	-	-	-	-	-		
32	20	10	2	71:34	70	16	11	5	0	37:16	38	16	9	5	2	34:18	32	3.28	3.31	3.25	-	-	-	-	-		
32	19	9	4	59:35	66	16	9	6	1	29:15	33	16	10	3	3	30:20	33	2.94	2.75	3.12	-	-	-	-	-		
32	17	8	7	56:36	59	16	9	4	3	29:18	31	16	8	4	4	27:18	28	2.88	2.94	2.81	-	-	-	-	-		
32	13	13	6	40:28	52	16	7	7	2	22:13	28	16	6	6	4	18:15	24	2.12	2.19	2.06	-	-	-	-	-		
32	14	9	9	53:34	51	16	7	6	3	30:17	27	16	7	3	6	23:17	24	2.72	2.94	2.50	-	-	-	-	-		
32	12	12	8	43:42	48	16	6	7	3	19:17	25	16	6	5	5	24:25	23	2.66	2.25	3.06	-	-	-	-	-		
32	10	10	12	44:46	40	16	8	2	6	22:21	26	16	2	8	6	22:25	14	2.81	2.69	2.94	-	-	-	-	-		
32	10	10	12	42:45	40	16	6	6	4	21:16	24	16	4	4	8	21:29	16	2.72	2.31	3.12	-	-	-	-	-		
32	9	10	13	26:36	37	16	6	5	5	15:12	23	16	3	5	8	11:24	14	1.94	1.69	2.19	-	-	-	-	-		
32	9	10	13	41:54	37	16	5	5	6	21:25	20	16	4	5	7	20:29	17	2.97	2.88	3.06	-	-	-	-	-		
32	6	16	10	37:38	34	16	5	5	6	20:16	20	16	1	11	4	17:22	14	2.34	2.25	2.44	-	-	-	-	-		
32	7	11	14	30:46	32	16	4	6	6	14:19	18	16	3	5	8	16:27	14	2.38	2.06	2.69	-	-	-	-	-		
32	7	8	17	26:45	29	16	4	4	8	15:21	16	16	3	4	9	11:24	13	2.22	2.25	2.19	-	-	-	-	-		
32	7	8	17	30:51	29	16	4	4	8	21:33	16	16	3	4	9	9:18	13	2.53	3.38	1.69	-	-	-	-	-		
32	7	7	18	30:45	28	16	6	4	6	21:22	22	16	1	3	12	9:23	6	2.34	2.69	2.00	-	-	-	-	-		
32	5	12	15	24:58	27	16	4	4	8	13:31	16	16	1	8	7	11:27	11	2.56	2.75	2.38	-	-	-	-	-		
32	6	6	20	28:53	24	16	5	3	8	16:22	18	16	1	3	12	12:31	6	2.53	2.38	2.69	-	-	-	-	-		
Fudbal			UKUPNO GOLOVA 90'																								
Dan	Čas	R.br	0-1	0-2	0-3	0-4	1+	1-2	1-3	1-4	2+	2-3	2-4	2-5	2-6	3+	3-4	3-5	3-6	4+	4-5	4-6	5+	6+	7+		
finale - revans utakmica			401	402	403	404	41+	412	413	414	42+	423	424	425	426	43+	434	435	436	44+	445	446	45+	46+	47+		
Čet	19:30	5251	Krasnodar (0)	Dynamo Moscow	2.00	3.60	3.40	1.28	1.25	1.74	2.65	2.20	4.10	2.40	2.55	3.60	3.25	14.0	28.0	4.70	5.30	6.30	28.0	13.0	5.80		
Fudbal			UKUPNO GOLOVA 90'																								
Dan	Čas	R.br	0-1	0-2	0-3	0-4	1+	1-2	1-3	1-4	2+	2-3	2-4	2-5	2-6	3+	3-4	3-5	3-6	4+	4-5	4-6	5+	6+	7+		
finale - revans utakmica			401	402	403	404	41+	412	413	414	42+	423	424	425	426	43+	434	435	436	44+	445	446	45+	46+	47+		
Čet	19:30	5251	Krasnodar (0)	Dynamo Moscow	3.90	2.05	1.30	1.12	-	2.25	1.50	1.18	1.22	2.00	1.50	1.30	1.23	1.75	2.40	2.05	1.80	3.00	3.80	3.30	5.00	11.0	23.0
Premier League			UKUPNO(UK)					DOMAĆIN(D)					GOST(G)					PROSEK GOLOVA			TRENUTNA SERIJA						
1	2	3	4	5	6	7	8	9	10	11	12	13	14	15	16	17	18	19	20	UK.	D	G	-	-	-	-	-
Krasnodar	Zenit	Lokomotiv Moscow	Spartak Moscow	Baltika	CSKA Moscow	Rubin Kazan	Dynamo Moscow	Akhmat Grozny	FK Rostov	Krylya Sovetov	Akron Togliatti	Orenburg	Dynamo Makhachkala	Pari NN	Sochi												
28	19	6	3	56:21	63	14	11	1	2	33:13	34	14	8	5	1	23:8	29	2.75	3.29	2.21	-	-	-	-	-		
28	18	8	2	50:18	62	14	12	2	0	29:7	38	14	6	6	2	21:11	24	2.43	2.57	2.29	-	-	-	-	-		
28	13	11	4	52:36	50	14	7	7	0	29:14	28	14	6	4	4	23:22	22	3.14	3.07	3.21	-	-	-	-	-		
28	14	6	8	45:38	48	14	9	3	2	24:16	30	14	5	3	6	21:22	18	2.96	2.86	3.07	-	-	-	-	-		
28	11	13	4	37:18	46	14	7	5	2	19:8	26	14	4	8	2	18:10	20	1.96	1.93	2.00	-	-	-	-	-		
28	13	6	9	39:31	45	14	9	2	3	26:16	29	14	4	4	6	13:15	16	2.50	3.00	2.00	-	-	-	-	-		
28	11	9	8	26:26	42	14	7	5	2	15:10	26	14	4	4	6	11:16	16	1.86	1.79	1.93	-	-	-	-	-		
28	10	9	9	47:38	39	14	5	4	5	27:22	19	14	5	5	4	20:16	20	3.04	3.50	2.57	-	-	-	-	-		
28	9	8	11	33:37	35	14	8	2	4	19:13	26	14	1	6	7	14:24	9	2.50	2.29	2.71	-	-	-	-	-		
28	7	9	12	22:30	30	14	3	5	6	10:15	14	14	4	4	6	12:15	16	1.86	1.79	1.93	-	-	-	-	-		
28	7	8	13	31:48	29	14	6	6	2	20:16	24	14	1	2	11	11:32	5	2.82	2.57	3.07	-	-	-	-	-		
28	6	9	13	33:46	27	14	1	7	6	16:22	10	14	5	2	7	17:24	17	2.82	2.71	2.93	-	-	-	-	-		
28	6	8	14	28:41	26	14	4	5	5	15:16	17	14	2	3	9	13:25	9	2.46	2.21	2.71	-	-	-	-	-		
28	5	9	14	18:36	24	14	5	4	5	12:12	19	14	0	5	9	6:24	5	1.93	1.71	2.14	-	-	-	-	-		
28	6	4	18	23:46	22	14	4	3	7	15:17	15	14	2	1	11	8:29	7	2.46	2.29	2.64	-	-	-	-	-		
28	6	3	19	27:57	21	14	3	2	9	14:27	11	14	3	1	10	13:30	10	3.00	2.93	3.07	-	-	-	-	-		
Fudbal			UKUPNO GOLOVA 90'																								
Dan	Čas	R.br	0-1	0-2	0-3	0-4	1+	1-2	1-3																		


Fudbal				Israel Ligat ha'Al	KONAČAN ISHOD			DUPLA ŠANSA			PRVO POL.			DRUGO POL.			45' / 90'								
Dan	Čas	R.br			K1	KX	K2	1X	12	X2	P1	PX	P2	D1	DX	D2	1-1	1-X	1-2	X-1	X-X	X-2	2-1	2-X	2-2
Uto	18:30	4713	Maccabi Tel Aviv	Hapoel Petah Tikva	1.42	4.70	6.50	1.07	1.15	2.72	1.85	2.50	5.50	1.70	3.00	5.50	2.05	18.0	35.0	4.20	7.00	12.0	25.0	16.0	12.0
Sre	18:30	4879	Hapoel Tel Aviv	Beitar Jerusalem	3.10	3.30	2.25	1.59	1.30	1.33	3.80	2.10	2.90	3.30	2.45	2.65	5.50	13.0	28.0	6.00	4.70	5.00	28.0	14.0	3.80
Sre	19:00	4880	Maccabi Haifa	H. Beer Sheva	4.00	4.00	1.75	2.00	1.21	1.21	4.60	2.25	2.35	4.00	2.70	2.10	7.00	14.0	25.0	8.00	5.80	4.50	30.0	16.0	2.75

Fudbal				Israel Ligat ha'Al	UKUPNO GOLOVA 90'																						
Dan	Čas	R.br			0-1	0-2	0-3	0-4	1+	1-2	1-3	1-4	2+	2-3	2-4	2-5	2-6	3+	3-4	3-5	3-6	4+	4-5	4-6	5+	6+	7+
Uto	18:30	4713	Maccabi Tel Aviv	Hapoel Petah Tikva	5.00	2.40	1.45	1.18	-	2.55	1.62	1.25	1.13	2.10	1.53	1.27	1.18	1.55	2.20	1.90	1.62	2.45	3.30	2.80	4.00	7.00	16.0
Sre	18:30	4879	Hapoel Tel Aviv	Beitar Jerusalem	4.00	2.10	1.35	1.13	-	2.30	1.52	1.20	1.20	2.00	1.50	1.28	1.22	1.70	2.35	2.00	1.75	2.80	3.60	3.10	4.75	10.0	22.0
Sre	19:00	4880	Maccabi Haifa	H. Beer Sheva	5.25	2.50	1.50	1.20	-	2.65	1.65	1.27	1.12	2.10	1.53	1.25	1.17	1.50	2.15	1.85	1.60	2.30	3.20	2.65	3.80	6.50	14.0


Ligat ha'Al	UKUPNO(UK)						DOMAĆIN(D)						GOST(G)						PROSEK GOLOVA			TRENUTNA SERUA				
	UT.	POB.	NER.	IZG.	GOL R.	BODO	UT.	POB.	NER.	IZG.	GOL R.	BODO	UT.	POB.	NER.	IZG.	GOL R.	BODO	UK.	D	G					
1 Beitar Jerusalem	30	1	0	4	3:0	4	16	1	0	1	3:0	2	14	0	0	3	0:0	2	-	-	-	-	-	-	-	-
2 H. Beer Sheva	30	3	0	5	3:0	0	16	2	0	2	3:0	0	14	1	0	3	0:0	0	-	-	-	-	-	-	-	-
3 Maccabi Tel Aviv	30	1	2	7	4:0	0	15	4	1	2	1:0	0	15	0	0	2	3:0	0	-	-	-	-	-	-	-	-
4 Hapoel Tel Aviv	30	7	1	0	3:0	1	14	6	0	0	0:0	0	16	1	1	0	2:0	2	-	-	-	-	-	-	-	-
5 Maccabi Haifa	30	1	1	2	6:0	1	14	0	1	1	1:0	0	16	2	1	0	1:0	1	-	-	-	-	-	-	-	-
6 Hapoel Petah Tikva	30	2	2	2	6:0	0	15	1	1	1	0:0	2	15	1	1	1	3:0	0	-	-	-	-	-	-	-	-


Ligat ha'Al	UKUPNO(UK)						DOMAĆIN(D)						GOST(G)						PROSEK GOLOVA			TRENUTNA SERUA				
	UT.	POB.	NER.	IZG.	GOL R.	BODO	UT.	POB.	NER.	IZG.	GOL R.	BODO	UT.	POB.	NER.	IZG.	GOL R.	BODO	UK.	D	G					
7 Netanya	29	6	2	1	3:0	2	15	3	2	0	2:0	0	14	3	0	1	1:0	2	-	-	-	-	-	-	-	-
8 Kiryat Shmona	30	5	2	0	5:0	4	16	3	1	0	1:0	0	14	2	1	0	1:0	2	-	-	-	-	-	-	-	-
9 Sakhnin	29	5	1	0	2:0	1	15	3	1	0	0:0	1	14	2	0	0	2:0	3	-	-	-	-	-	-	-	-
10 Ironi Tiberias	30	4	0	2	5:0	2	14	2	0	0	2:0	0	16	2	0	2	1:0	1	-	-	-	-	-	-	-	-
11 Hapoel Haifa	30	3	2	1	3:0	0	15	1	2	1	1:0	3	15	2	0	0	2:0	0	-	-	-	-	-	-	-	-
12 Hapoel Jerusalem	29	2	2	2	3:0	0	14	1	1	2	1:0	1	15	1	1	0	2:0	0	-	-	-	-	-	-	-	-
13 SC Ashdod	30	1	3	0	3:0	7	15	1	3	0	1:0	4	15	0	0	0	2:0	1	-	-	-	-	-	-	-	-
14 Maccabi Bnei Raina	29	3	1	0	2:0	7	14	1	1	0	0:0	0	15	2	0	0	2:0	2	-	-	-	-	-	-	-	-

Fudbal				Finland Veikkausliiga	KONAČAN ISHOD			DUPLA ŠANSA			PRVO POL.			DRUGO POL.			45' / 90'								
Dan	Čas	R.br			K1	KX	K2	1X	12	X2	P1	PX	P2	D1	DX	D2	1-1	1-X	1-2	X-1	X-X	X-2	2-1	2-X	2-2
Uto	18:00	4501	Gnistan	Inter Turku	4.80	3.80	1.70	2.12	1.25	1.17	5.00	2.20	2.30	4.25	2.60	2.00	8.50	15.0	25.0	9.00	5.50	4.50	35.0	16.0	2.65

Fudbal				Finland Veikkausliiga	UKUPNO GOLOVA 90'																						
Dan	Čas	R.br			0-1	0-2	0-3	0-4	1+	1-2	1-3	1-4	2+	2-3	2-4	2-5	2-6	3+	3-4	3-5	3-6	4+	4-5	4-6	5+	6+	7+
Uto	18:00	4501	Gnistan	Inter Turku	3.90	2.05	1.30	1.12	-	2.25	1.50	1.18	1.22	2.00	1.50	1.30	1.23	1.75	2.40	2.05	1.80	3.00	3.80	3.30	5.00	11.0	23.0


Veikkausliiga	UKUPNO(UK)						DOMAĆIN(D)						GOST(G)						PROSEK GOLOVA			TRENUTNA SERUA				
	UT.	POB.	NER.	IZG.	GOL R.	BODO	UT.	POB.	NER.	IZG.	GOL R.	BODO	UT.	POB.	NER.	IZG.	GOL R.	BODO	UK.	D	G					
1 KuPS	5	3	2	0	9:5	11	3	2	1	0	5:3	7	2	1	1	0	4:2	4	2.80	2.67	3.00	-	-	-	-	-
2 Inter Turku	5	3	2	0	6:2	11	4	2	2	0	4:2	8	1	1	0	0	2:0	3	1.60	1.50	2.00	-	-	-	-	-
3 AC Oulu	5	3	0	2	10:6	9	1	1	0	0	1:0	3	4	2	0	2	9:6	6	3.20	-	3.75	-	-	-	-	-
4 HJK	5	2	2	1	8:3	8	2	1	0	1	3:1	3	3	1	2	0	5:2	5	2.20	2.00	2.33	-	-	-	-	-
5 TPS	4	2	2	0	6:3	8	3	2	1	0	5:2	7	1	0	1	0	1:1	1	2.25	2.33	2.00	-	-	-	-	-
6 Lahti	4	2	0	2	4:5	6	2	1	0	1	2:3	3	2	1	0	1	2:2	3	2.25	2.50	2.00	-	-	-	-	-
7 VPS	4	1	2	1	3:3	5	2	1	1	0	3:2	4	2	0	1	1	0:1	1	1.50	2.50	-	-	-	-	-	-
8 SJK	4	1	1	2	4:6	4	2	1	1	0	4:1	4	2	0	0	2	0:5	0	2.50	2.50	2.50	-	-	-	-	-
9 Jaro	4	0	3	1	2:3	3	2	0	1	1	1:2	1	2	0	2	0	1:1	2	1.25	1.50	-	-	-	-	-	-
10 Mariehamn	4	0	2	2	3:7	2	2	0	2	0	3:3	2	2	0	0	2	0:4	0	2.50	3.00	2.00	-	-	-	-	-
11 Ilves	4	0	1	3	6:10	1	1	0	0	1	1:3	0	3	0	1	2	5:7	1	4.00	4.00	4.00	-	-	-	-	-
12 Gnistan	4	0	1	3	2:10	1	2	0	0	2	1:8	0	2	0	1	1	1:2	1	3.00	4.50	1.50	-	-	-	-	-


Fudbal				Israel Leumit League	KONAČAN ISHOD			DUPLA ŠANSA			PRVO POL.			DRUGO POL.			45' / 90'								
Dan	Čas	R.br			K1	KX	K2	1X	12	X2	P1	PX	P2	D1	DX	D2	1-1	1-X	1-2	X-1	X-X	X-2	2-1	2-X	2-2
Uto	18:00	4719	Hapoel Hadera	Ironi Modiin	2.35	3.25	2.85	1.36	1.28	1.51	3.00	2.05	3.55	2.75	2.35	3.05	4.00	13.0	28.0	5.20	4.50	5.70	28.0	13.0	5.00
Uto	18:00	4720	MS Kafr Qasim	H. Akko	2.60	3.00	2.70	1.39	1.32	1.42	3.30	1.95	3.40	2.85	2.20	2.90	4.50	13.0	28.0	5.50	4.30	5.60	28.0	13.0	4.70
Uto	18:00	4721	H. Ironi Rishon	Kiryat Yam	2.45	3.20	2.75	1.38	1.29	1.47	3.15	2.05	3.45	2.80	2.35	2.95	4.20	13.0	28.0	5.30	4.50	5.60	28.0	13.0	4.80
Uto	18:00	4722	Hap. Ramat Gan	Maccabi Petah Tikv	4.50	3.60	1.70	2.00	1.23	1.15	4.95	2.20	2.30	4.00	2.55	2.00	8.00	15.0	25.0	8.50	5.30	4.50	30.0	16.0	2.65
Uto	18:00	4725	Hapoel Kfar Saba	Bnei Yehuda	2.85	3.20	2.35	1.50	1.28	1.35	3.55	2.05	3.00	3.05	2.35	2.75	5.00	13.0	28.0	5.70	4.50	5.20	28.0	13.0	4.00
Uto	18:00	4726	M. Herzliya	Hapoel Kfar Shaler	2.30	3.30	2.80	1.35	1.26	1.51	2.95	2.10	3.50	2.70	2.45	3.00	3.90	14.0	28.0	5.00	4.70	5.70	28.0	13.0	4.90

Fudbal				Israel Leumit League	UKUPNO GOLOVA 90'																						
Dan	Čas	R.br			0-1	0-2	0-3	0-4	1+	1-2	1-3	1-4	2+	2-3	2-4	2-5	2-6	3+	3-4	3-5	3-6	4+	4-5	4-6	5+	6+	7+
Uto	18:00	4719	Hapoel Hadera	Ironi Modiin	3.20	1.85	1.23	1.05	1.02	2.05	1.42	1.16	1.28	1.95	1.47	1.34	1.32	1.95	2.60	2.25	2.00	3.50	4.30	3.80	6.50	15.0	32.0
Uto	18:00	4720	MS Kafr Qasim	H. Akko	3.10	1.80	1.20	1.04	1.03	2.00	1.40	1.16	1.30	1.92	1.47	1.36	1.33	2.00	2.65	2.30	2.05	3.70	4.50	4.00	7.00	16.0	34.0
Uto	18:00	4721	H. Ironi Rishon	Kiryat Yam	3.70	2.00	1.28	1.10	1.01	2.20	1.47	1.18	1.23	1.95	1.50	1.30	1.25	1.80	2.45	2.10	1.85	3.20	4.00	3.50	5.25	12.0	25.0
Uto	18:00	4722	Hap. Ramat Gan	Maccabi Petah Tikv	5.00	2.40	1.45	1.18	-	2.55	1.62	1.25	1.13	2.10	1.53	1.27	1.18	1.55	2.20	1.90	1.62	2.45	3.30	2.80	4.00	7.00	16.0
Uto	18:00	4725	Hapoel Kfar Saba	Bnei Yehuda	4.00	2.10	1.35	1.13	-	2.30	1.52	1.20	1.20	2.00	1.50	1.28	1.22	1.70	2.35	2.00	1.75	2.80	3.60	3.10	4.75	10.0	22.0
Uto	18:00	4726	M. Herzliya	Hapoel Kfar Shaler	4.50	2.30	1.40	1.15	-	2.45	1.55	1.22	1.15	2.05	1.52	1.27	1.20	1.60	2.25	1.92	1.65	2.60	3.40	2.90	4.25	8.00	18.0


Leumit League		UKUPNO(UK)						DOMAĆIN(D)						GOST(G)						PROSEK GOLOVA			TRENUTNA SERIJA				
UT.	POB.	NER.	IZG.	GOL R.	BODO	UT.	POB.	NER.	IZG.	GOL R.	BODO	UT.	POB.	NER.	IZG.	GOL R.	BODO	UK.	D	G							
1	Maccabi Petah Tikva	32	2	1	4	6:0	1	17	1	1	2	2:0	1	15	1	0	2	4:0	0	-	-	-	-	-	-	-	-
2	M. Herzliya	32	6	2	2	6:0	1	16	2	0	3	3:0	0	16	2	0	2	3:0	1	-	-	-	-	-	-	-	-
3	Hap. Ramat Gan	32	2	1	7	5:0	0	16	2	0	3	2:0	0	16	0	1	3	1:0	1	-	-	-	-	-	-	-	-
4	Hapoel Kfar Shalem	32	1	1	5	4:0	1	16	3	0	1	3:0	2	16	1	0	2	2:0	0	-	-	-	-	-	-	-	-
5	H. Ironi Rishon	32	7	1	0	6:0	0	16	1	0	2	4:0	0	16	2	0	0	4:0	0	-	-	-	-	-	-	-	-
6	Hapoel Kfar Saba	32	1	1	3	5:0	2	15	2	0	0	2:0	1	17	1	1	0	2:0	1	-	-	-	-	-	-	-	-
7	Kiryat Yam	32	0	1	3	6:0	1	16	2	0	1	2:0	2	16	0	0	0	3:0	0	-	-	-	-	-	-	-	-
8	Bnei Yehuda	32	6	1	2	5:0	1	16	0	1	2	2:0	0	16	2	1	1	1:0	2	-	-	-	-	-	-	-	-


Leumit League		UKUPNO(UK)						DOMAĆIN(D)						GOST(G)						PROSEK GOLOVA			TRENUTNA SERIJA				
UT.	POB.	NER.	IZG.	GOL R.	BODO	UT.	POB.	NER.	IZG.	GOL R.	BODO	UT.	POB.	NER.	IZG.	GOL R.	BODO	UK.	D	G							
9	Maccabi Jaffa	32	2	0	3	6:0	0	16	3	2	0	1:0	0	16	0	0	2	3:0	0	-	-	-	-	-	-	-	-
10	H. Raanana	32	7	1	0	3:0	3	17	3	1	0	1:0	1	15	4	0	0	2:0	0	-	-	-	-	-	-	-	-
11	Hapoel Afula	32	5	1	1	4:0	1	16	2	1	0	1:0	1	16	3	0	1	3:0	0	-	-	-	-	-	-	-	-
12	MS Kafr Qasim	32	4	1	1	3:0	1	16	2	0	1	2:0	0	16	2	1	0	1:0	1	-	-	-	-	-	-	-	-
13	H. Akko	32	3	1	3	1:0	3	16	1	1	0	0:0	3	16	2	0	3	1:0	0	-	-	-	-	-	-	-	-
14	Nof Hagalil	32	4	2	2	1:0	1	16	2	0	0	1:0	1	16	2	2	2	0:0	1	-	-	-	-	-	-	-	-
15	Ironi Modiin	32	4	1	0	3:0	1	16	4	1	0	1:0	1	16	0	0	0	2:0	0	-	-	-	-	-	-	-	-
16	Hapoel Hadera	32	4	4	0	0:0	1	15	1	2	0	0:0	0	17	3	2	0	0:0	3	-	-	-	-	-	-	-	-

Fudbal				Finland Finland 2	KONAČAN ISHOD			DUPLA ŠANSA			PRVO POL.			DRUGO POL.			45' / 90'								
Dan	Čas	R.br			K1	KX	K2	1X	12	X2	P1	PX	P2	D1	DX	D2	1-1	1-X	1-2	X-1	X-X	X-2	2-1	2-X	2-2
Čet	18:00	4724	PK-35	Mikkeli	1.85	3.40	4.10	1.19	1.27	1.85	2.50	2.10	4.65	2.25	2.45	4.00	2.90	15.0	30.0	4.60	4.90	8.00	25.0	14.0	7.00

Fudbal				Finland Finland 2	UKUPNO GOLOVA 90'																						
Dan	Čas	R.br			0-1	0-2	0-3	0-4	1+	1-2	1-3	1-4	2+	2-3	2-4	2-5	2-6	3+	3-4	3-5	3-6	4+	4-5	4-6	5+	6+	7+
Čet	18:00	4724	PK-35	Mikkeli	3.30	1.90	1.25	1.06	1.02	2.10	1.43	1.17	1.27	1.95	1.47	1.33	1.30	1.90	2.55	2.20	1.95	3.40	4.20	3.70	6.00	14.0	30.0

Finland 2		UKUPNO(UK)						DOMAĆIN(D)						GOST(G)						PROSEK GOLOVA			TRENUTNA SERIJA				
UT.	POB.	NER.	IZG.	GOL R.	BODO	UT.	POB.	NER.	IZG.	GOL R.	BODO	UT.	POB.	NER.	IZG.	GOL R.	BODO	UK.	D	G							
1	Jippo	5	3	2	0	5:1	11	3	1	2	0	1:0	5	2	2	0	0	4:1	6	1.20	-	2.50	-	-	-	-	-
2	JaPS	5	3	1	1	5:5	10	3	3	0	0	5:0	9	2	0	1	1	0:5	1	2.00	1.67	2.50	-	-	-	-	-
3	KaPa	5	2	2	1	7:7	8	2	0	1	1	2:4	1	3	2	1	0	5:3	7	2.80	3.00	2.67	-	-	-	-	-
4	PK-35	5	2	1	2	5:4	7	3	1	1	1	4:3	4	2	1	0	1	1:1	3	1.80	2.33	-	-	-	-	-	-
5	KTP	4	2	1	1	4:5	7	1	1	0	0	1:0	3	3	1	1	1	3:5	4	2.25	-	2.67	-	-	-	-	-
6	Mikkeli	5	2	0	3	2:3	6	2	1	0	1	1:1	3	3	1	0	2	1:2	3	-	-	-	-	-	-	-	-
7	Ekenas	5	2	0	3	10:12	6	3	2	0	1	8:5	6	2	0	0	2	2:7	0	4.40	4.33	4.50	-	-	-	-	-
8	Haka	4	1	2	1	7:3	5	2	1	1	0	7:2	4	2	0	1	1	0:1	1	2.50	4.50	-	-	-	-	-	-
9	SJK Akatemia	5	1	2	2	4:5	5	2	1	0	1	1:1	3	3	0	2	1	3:4	2	1.80	-	2.33	-	-	-	-	-
10	Klubi 04	5	0	1	4	3:7	1	3	0	1	2	2:4	1	2	0	0	2	1:3	0	2.00	2.00	2.00	-	-	-	-	-


Fudbal				Bulgaria Parva liga	KONAČAN ISHOD			DUPLA ŠANSA			PRVO POL.			DRUGO POL.			45' / 90'								
Dan	Čas	R.br			K1	KX	K2	1X	12	X2	P1	PX	P2	D1	DX	D2	1-1	1-X	1-2	X-1	X-X	X-2	2-1	2-X	2-2
Uto	16:30	4301	Beroe	Montana	2.05	3.10	3.85	1.23	1.33	1.71	2.70	2.00	4.45	2.45	2.30	4.00	3.40	14.0	30.0	4.80	4.40	7.50	25.0	14.0	6.50
Uto	19:00	4302	Lok. Sofia	Botev Vratsa	2.05	3.35	3.60	1.27	1.30	1.73	2.70	2.10	4.25	2.45	2.45	3.80	3.40	14.0	28.0	4.80	4.70	7.30	28.0	14.0	6.00
Sre	16:30	5560	Slavia Sofia	Septemvri Sofia	2.45	3.20	2.85	1.38	1.31	1.50	3.15	2.05	3.55	2.80	2.35	3.05	4.20	13.0	28.0	5.30	4.50	5.70	28.0	13.0	5.00
Sre	19:00	5561	Spartak Varna	Dobrudzha	3.15	3.10	2.35	1.56	1.34	1.33	3.85	2.00	3.00	3.35	2.30	2.75	5.50	13.0	28.0	6.00	4.40	5.20	28.0	13.0	4.00


Fudbal				Bulgaria Parva liga	UKUPNO GOLOVA 90'																						
Dan	Čas	R.br			0-1	0-2	0-3	0-4	1+	1-2	1-3	1-4	2+	2-3	2-4	2-5	2-6	3+	3-4	3-5	3-6	4+	4-5	4-6	5+	6+	7+
Uto	16:30	4301	Beroe	Montana	2.70	1.60	1.15	-	1.04	1.85	1.33	1.13	1.40	1.93	1.53	1.45	1.42	2.30	2.80	2.55	2.35	4.40	5.20	4.60	8.50	20.0	45.0
Uto	19:00	4302	Lok. Sofia	Botev Vratsa	3.10	1.80	1.20	1.04	1.03	2.00	1.40	1.16	1.30	1.92	1.47	1.36	1.33	2.00	2.65	2.30	2.05	3.70	4.50	4.00	7.00	16.0	34.0
Sre	16:30	5560	Slavia Sofia	Septemvri Sofia	3.10	1.80	1.20	1.04	1.03	2.00	1.40	1.16	1.30	1.92	1.47	1.36	1.33	2.00	2.65	2.30	2.05	3.70	4.50	4.00	7.00	16.0	34.0
Sre	19:00	5561	Spartak Varna	Dobrudzha	2.80	1.65	1.17	1.02	1.04	1.95	1.35	1.15	1.35	1.93	1.50	1.40	1.38	2.20	2.75	2.45	2.25	4.10	4.90	4.40	8.00	18.0	40.0

Parva liga	UKUPNO(UK)						DOMAĆIN(D)						GOST(G)						PROSEK GOLOVA			TRENUTNA SERIJA					
	UT.	POB.	NER.	IZG.	GOL R.	BODO	UT.	POB.	NER.	IZG.	GOL R.	BODO	UT.	POB.	NER.	IZG.	GOL R.	BODO	UK.	D	G						
1 Levski Sofia	32	0	0	10	4:0	2	16	0	0	1	1:0	0	16	0	0	3	3:0	2	-	-	-	-	-	-	-	-	-
2 CSKA 1948 Sofia	32	1	1	7	3:0	0	15	4	1	0	2:0	0	17	0	1	2	1:0	0	-	-	-	-	-	-	-	-	-
3 Ludogorets	32	0	0	5	6:0	1	16	0	0	4	3:0	0	16	0	0	1	3:0	1	-	-	-	-	-	-	-	-	-
4 CSKA Sofia	32	2	0	5	5:0	1	17	1	0	3	3:0	1	15	1	0	2	2:0	0	-	-	-	-	-	-	-	-	-


Parva liga	UKUPNO(UK)						DOMAĆIN(D)						GOST(G)						PROSEK GOLOVA			TRENUTNA SERIJA					
	UT.	POB.	NER.	IZG.	GOL R.	BODO	UT.	POB.	NER.	IZG.	GOL R.	BODO	UT.	POB.	NER.	IZG.	GOL R.	BODO	UK.	D	G						
5 Lok. Plovdiv	32	4	0	4	2:0	1	16	1	0	3	3:0	0	16	3	3	0	1:0	0	-	-	-	-	-	-	-	-	-
6 Chernomorec	32	9	1	1	2:0	1	15	1	1	1	0:0	1	17	5	0	0	1:0	1	-	-	-	-	-	-	-	-	-
7 Arda	32	7	1	0	5:0	0	17	3	1	0	4:0	0	15	0	0	1	0:0	2	-	-	-	-	-	-	-	-	-
8 Botev Plovdiv	32	3	1	1	6:0	1	16	2	1	0	2:0	3	16	1	0	1	3:0	0	-	-	-	-	-	-	-	-	-


Parva liga	UKUPNO(UK)						DOMAĆIN(D)						GOST(G)						PROSEK GOLOVA			TRENUTNA SERIJA					
	UT.	POB.	NER.	IZG.	GOL R.	BODO	UT.	POB.	NER.	IZG.	GOL R.	BODO	UT.	POB.	NER.	IZG.	GOL R.	BODO	UK.	D	G						
9 Botev Vratsa	32	3	1	0	6:0	1	16	1	0	0	4:0	1	16	2	1	0	2:0	1	-	-	-	-	-	-	-	-	-
10 Lok. Sofia	32	1	2	1	5:0	1	16	1	1	0	3:0	1	16	0	1	1	2:0	2	-	-	-	-	-	-	-	-	-
11 Slavia Sofia	32	7	4	0	3:0	0	16	2	0	1	2:0	0	16	2	2	0	2:0	0	-	-	-	-	-	-	-	-	-
12 Beroe	32	2	1	2	3:0	1	16	1	1	1	2:0	0	16	1	0	1	1:0	1	-	-	-	-	-	-	-	-	-
13 Septemvri Sofia	32	3	1	1	4:0	5	16	1	0	1	3:0	3	16	2	1	0	1:0	2	-	-	-	-	-	-	-	-	-
14 Spartak Varna	32	3	3	1	2:0	3	16	2	2	1	2:0	1	16	1	1	0	0:0	0	-	-	-	-	-	-	-	-	-
15 Dobrudzha	32	4	0	1	2:0	3	16	4	0	0	2:0	1	16	0	0	1	0:0	2	-	-	-	-	-	-	-	-	-
16 Montana	32	3	0	0	1:0	7	16	3	0	0	0:0	2	16	0	0	0	1:0	5	-	-	-	-	-	-	-	-	-

Fudbal				Kazakhstan Premier League	KONAČAN ISHOD			DUPLA ŠANSA			PRVO POL.			DRUGO POL.			45' / 90'								
Dan	Čas	R.br			K1	KX	K2	1X	12	X2	P1	PX	P2	D1	DX	D2	1-1	1-X	1-2	X-1	X-X	X-2	2-1	2-X	2-2
Sre	16:00	4968	Kaisar Kyzylorda	Kairat Almaty	4.00	3.80	1.85	1.94	1.26	1.24	4.60	2.20	2.50	4.00	2.60	2.25	7.00	14.0	25.0	8.00	5.50	4.60	30.0	15.0	2.90


Fudbal				Kazakhstan Premier League	UKUPNO GOLOVA 90'																						
Dan	Čas	R.br			0-1	0-2	0-3	0-4	1+	1-2	1-3	1-4	2+	2-3	2-4	2-5	2-6	3+	3-4	3-5	3-6	4+	4-5	4-6	5+	6+	7+
Sre	16:00	4968	Kaisar Kyzylorda	Kairat Almaty	3.10	1.80	1.20	1.04	1.03	2.00	1.40	1.16	1.30	1.92	1.47	1.36	1.33	2.00	2.65	2.30	2.05	3.70	4.50	4.00	7.00	16.0	34.0


Premier League	UKUPNO(UK)						DOMAĆIN(D)						GOST(G)						PROSEK GOLOVA			TRENUTNA SERIJA					
	UT.	POB.	NER.	IZG.	GOL R.	BODO	UT.	POB.	NER.	IZG.	GOL R.	BODO	UT.	POB.	NER.	IZG.	GOL R.	BODO	UK.	D	G						
1 Kairat Almaty	8	5	3	0	12:3	18	4	3	1	0	9:2	10	4	2	2	0	3:1	8	1.88	2.75	-	-	-	-	-	-	-
2 Ordabasy	8	5	3	0	14:6	18	5	3	2	0	9:4	11	3	2	1	0	5:2	7	2.50	2.60	2.33	-	-	-	-	-	-
3 Okzhetpes	8	4	3	1	12:8	15	4	2	2	0	6:4	8	4	2	1	1	6:4	7	2.50	2.50	2.50	-	-	-	-	-	-
4 Ulytau	8	4	2	2	8:7	14	4	3	1	0	5:2	10	4	1	1	2	3:5	4	1.88	1.75	2.00	-	-	-	-	-	-
5 Yelimaý Semey	8	3	4	1	12:8	13	3	1	2	0	4:3	5	5	2	2	1	8:5	8	2.50	2.33	2.60	-	-	-	-	-	-
6 FC Astana	8	3	3	2	11:10	12	4	3	1	0	9:3	10	4	0	2	2	2:7	2	2.62	3.00	2.25	-	-	-	-	-	-
7 Zhetysu Taldykorgan	8	3	3	2	9:9	12	3	1	1	1	2:1	4	5	2	2	1	7:8	8	2.25	-	3.00	-	-	-	-	-	-
8 Kyzylzhar	8	3	2	3	10:7	11	5	2	1	2	9:6	7	3	1	1	1	1:1	4	2.12	3.00	-	-	-	-	-	-	-
9 Atyrau	8	2	4	2	6:5	10	5	2	2	1	3:1	8	3	0	2	1	3:4	2	1.38	-	2.33	-	-	-	-	-	-
10 Aktobe	8	3	1	4	8:10	10	4	3	0	1	7:5	9	4	0	1	3	1:5	1	2.25	3.00	1.50	-	-	-	-	-	-
11 Zhenis	8	2	4	2	4:8	10	4	2	1	1	3:3	7	4	0	3	1	1:5	3	1.50	1.50	1.50	-	-	-	-	-	-
12 Ertis Pavlodar	8	1	3	4	8:11	6	4	1	1	2	3:4	4	4	0	2	2	5:7	2	2.38	1.75	3.00	-	-	-	-	-	-
13 Kaisar Kyzylorda	8	0	6	2	4:8	6	5	0	5	0	3:3	5	3	0	1	2	1:5	1	1.50	1.20	2.00	-	-	-	-	-	-
14 Tobol	8	1	2	5	7:14	5	3	1	2	0	5:4	5	5	0	0	5	2:10	0	2.62	3.00	2.40	-	-	-	-	-	-
15 Altai	8	0	4	4	3:7	4	4	0	2	2	1:3	2	4	0	2	2	2:4	2	1.25	-	1.50	-	-	-	-	-	-
16 Kaspjy Aktau	8	1	1	6	4:11	4	3	1	0	2	2:4	3	5	0	1	4	2:7	1	1.88								

Fudbal				Poland Division 1	KONAČAN ISHOD			DUPLA ŠANSA			PRVO POL.			DRUGO POL.			45' / 90'								
Dan	Čas	R.br			K1	KX	K2	1X	12	X2	P1	PX	P2	D1	DX	D2	1-1	1-X	1-2	X-1	X-X	X-2	2-1	2-X	2-2
Čet	18:00	5103	LKS Lodz	Grodzisk M.	1.75	3.60	4.30	1.17	1.24	1.95	2.35	2.20	4.80	2.10	2.55	4.00	2.75	16.0	30.0	4.50	5.30	8.00	25.0	14.0	7.50


Fudbal				Poland Division 1	UKUPNO GOLOVA 90'																						
Dan	Čas	R.br			0-1	0-2	0-3	0-4	1+	1-2	1-3	1-4	2+	2-3	2-4	2-5	2-6	3+	3-4	3-5	3-6	4+	4-5	4-6	5+	6+	7+
Čet	18:00	5103	LKS Lodz	Grodzisk M.	4.30	2.20	1.38	1.14	-	2.35	1.53	1.20	1.17	2.05	1.52	1.28	1.20	1.65	2.30	1.95	1.70	2.70	3.50	3.00	4.50	9.00	20.0


Division 1		UKUPNO(UK)						DOMAĆIN(D)						GOST(G)						PROSEK GOLOVA			TRENUTNA SERUA					
		UT.	POB.	NER.	IZG.	GOL.R.	BODO	UT.	POB.	NER.	IZG.	GOL.R.	BODO	UT.	POB.	NER.	IZG.	GOL.R.	BODO	UK.	D	G						
1	Wisla	31	17	11	3	67:32	62	15	10	4	1	38:16	34	16	7	7	2	29:16	28	3.19	3.60	2.81	-	-	-	-	-	-
2	Slask Wroclaw	31	16	9	6	64:44	57	15	10	4	1	31:14	34	16	6	5	5	33:30	23	3.48	3.00	3.94	-	-	-	-	-	-
3	Wieczysta Krakow	31	15	8	8	64:44	53	15	7	4	4	31:22	25	16	8	4	4	33:22	28	3.48	3.53	3.44	-	-	-	-	-	-
4	Chrobry Glogow	31	15	6	10	44:31	51	16	8	3	5	26:17	27	15	7	3	5	18:14	24	2.42	2.69	2.13	-	-	-	-	-	-
5	LKS Lodz	30	13	8	9	48:42	47	15	7	6	2	26:15	27	15	6	2	7	22:27	20	3.00	2.73	3.27	-	-	-	-	-	-
6	Ruch Chorzow	31	12	11	8	46:42	47	17	9	4	4	30:21	31	14	3	7	4	16:21	16	2.84	3.00	2.64	-	-	-	-	-	-
7	Polonia Warszawa	30	13	8	9	46:43	47	15	6	3	6	19:23	21	15	7	5	3	27:20	26	2.97	2.80	3.13	-	-	-	-	-	-
8	Legnica	31	13	7	11	48:50	46	15	9	4	2	28:16	31	16	4	3	9	20:34	15	3.16	2.93	3.38	-	-	-	-	-	-
9	Puszcza	31	11	12	8	42:37	45	16	6	6	4	21:18	24	15	5	6	4	21:19	21	2.55	2.44	2.67	-	-	-	-	-	-
10	Grodzisk M.	30	11	10	9	48:48	43	16	7	6	3	32:24	27	14	4	4	6	16:24	16	3.20	3.50	2.86	-	-	-	-	-	-
11	Polonia Bytom	30	11	8	11	47:40	41	15	6	6	3	27:14	24	15	5	2	8	20:26	17	2.90	2.73	3.07	-	-	-	-	-	-
12	S. Rzeszow	31	11	6	14	43:51	39	16	6	4	6	21:23	22	15	5	2	8	22:28	17	3.03	2.75	3.33	-	-	-	-	-	-
13	Odra Opole	31	9	11	11	28:37	38	15	6	5	4	15:15	23	16	3	6	7	13:22	15	2.10	2.00	2.19	-	-	-	-	-	-
14	Pogon Siedlce	31	9	9	13	31:36	36	15	5	4	6	16:15	19	16	4	5	7	15:21	17	2.16	2.07	2.25	-	-	-	-	-	-
15	Stal Mielec	31	8	5	18	43:59	29	15	4	3	8	23:26	15	16	4	2	10	20:33	14	3.29	3.27	3.31	-	-	-	-	-	-
16	Leczna	31	5	12	14	37:55	27	16	4	4	8	15:26	16	15	1	8	6	22:29	11	2.97	2.56	3.40	-	-	-	-	-	-
17	Pruszkow	31	6	7	18	34:59	25	15	2	3	10	21:37	9	16	4	4	8	13:22	16	3.00	3.87	2.19	-	-	-	-	-	-
18	Tychy	31	5	6	20	37:67	21	15	2	4	9	23:32	10	16	3	2	11	14:35	11	3.35	3.67	3.06	-	-	-	-	-	-

Fudbal				South Africa Premier League	KONAČAN ISHOD			DUPLA ŠANSA			PRVO POL.			DRUGO POL.			45' / 90'								
Dan	Čas	R.br			K1	KX	K2	1X	12	X2	P1	PX	P2	D1	DX	D2	1-1	1-X	1-2	X-1	X-X	X-2	2-1	2-X	2-2
Uto	19:30	5138	Chippa Utd.	Sekhukhune	3.40	3.00	2.15	1.59	1.31	1.25	4.10	1.95	2.80	3.60	2.20	2.55	5.80	13.0	28.0	6.30	4.30	4.90	28.0	14.0	3.60
Uto	19:30	5139	Magesi	Orbit College	2.05	2.80	4.10	1.18	1.36	1.66	2.70	1.85	4.65	2.45	2.15	4.00	3.40	14.0	30.0	4.80	4.10	8.00	25.0	14.0	7.00
Uto	19:30	5140	Siwelale	Durban City	2.25	2.90	3.35	1.26	1.34	1.55	2.90	1.90	4.05	2.65	2.20	3.55	3.80	14.0	28.0	5.00	4.20	6.20	28.0	13.0	5.70
Uto	19:30	5141	Stellenbosch	Orlando Pirates	6.30	3.50	1.55	2.24	1.24	1.07	5.30	2.15	2.10	5.00	2.50	1.85	11.0	16.0	25.0	11.0	5.20	4.30	35.0	17.0	2.35


Fudbal				South Africa Premier League	UKUPNO GOLOVA 90'																						
Dan	Čas	R.br			0-1	0-2	0-3	0-4	1+	1-2	1-3	1-4	2+	2-3	2-4	2-5	2-6	3+	3-4	3-5	3-6	4+	4-5	4-6	5+	6+	7+
Uto	19:30	5138	Chippa Utd.	Sekhukhune	2.40	1.55	1.13	-	1.05	1.82	1.32	1.13	1.45	1.95	1.57	1.49	1.45	2.40	2.85	2.60	2.45	4.70	5.40	4.90	9.00	22.0	50.0
Uto	19:30	5139	Magesi	Orbit College	2.10	1.42	1.06	-	1.09	1.70	1.27	1.10	1.53	2.05	1.63	1.57	1.53	2.80	3.20	2.85	2.80	5.75	6.35	6.20	13.0	40.0	70.0
Uto	19:30	5140	Siwelale	Durban City	2.00	1.40	1.03	-	1.10	1.70	1.27	1.08	1.55	2.05	1.65	1.58	1.53	3.00	3.25	3.05	3.00	5.85	6.50	6.30	15.0	45.0	75.0
Uto	19:30	5141	Stellenbosch	Orlando Pirates	2.40	1.55	1.13	-	1.05	1.82	1.32	1.13	1.45	1.95	1.57	1.49	1.45	2.40	2.85	2.60	2.45	4.70	5.40	4.90	9.00	22.0	50.0

Premier League		UKUPNO(UK)						DOMAĆIN(D)						GOST(G)						PROSEK GOLOVA			TRENUTNA SERUA					
		UT.	POB.	NER.	IZG.	GOL.R.	BODO	UT.	POB.	NER.	IZG.	GOL.R.	BODO	UT.	POB.	NER.	IZG.	GOL.R.	BODO	UK.	D	G						
1	Orlando Pirates	26	18	5	3	51:12	59	14	10	2	2	25:5	32	12	8	3	1	26:7	27	2.42	2.14	2.75	-	-	-	-	-	-
2	Mamelodi Sundowns	25	17	7	1	43:13	58	12	10	2	0	29:8	32	13	7	5	1	14:5	26	2.24	3.08	1.46	-	-	-	-	-	-
3	Kaizer Chiefs	25	13	8	4	29:15	47	14	7	4	3	16:11	25	11	6	4	1	13:4	22	1.76	1.93	1.55	-	-	-	-	-	-
4	AmaZulu	26	12	6	8	30:26	42	13	8	2	3	19:11	26	13	4	4	5	11:15	16	2.15	2.31	2.00	-	-	-	-	-	-
5	Sekhukhune	26	10	9	7	26:21	39	13	5	6	2	11:7	21	13	5	3	5	15:14	18	1.81	1.38	2.23	-	-	-	-	-	-
6	Polokwane	25	9	10	6	20:16	37	13	4	7	2	10:8	19	12	5	3	4	10:8	18	1.44	1.38	1.50	-	-	-	-	-	-
7	Durban City	26	10	6	10	23:23	36	13	7	3	3	14:8	24	13	3	3	7	9:15	12	1.77	1.69	1.85	-	-	-	-	-	-
8	Golden Arrows	26	10	5	11	31:32	35	13	7	3	3	15:7	24	13	3	2	8	16:25	11	2.42	1.69	3.15	-	-	-	-	-	-
9	Stellenbosch	26	8	8	10	24:28	32	13	5	3	5	14:15	18	13	3	5	5	10:13	14	2.00	2.23	1.77	-	-	-	-	-	-
10	Richards Bay	26	7	10	9	21:27	31	13	5	6	2	15:11	21	13	2	4	7	6:16	10	1.85	2.00	1.69	-	-	-	-	-	-
11	Siwelale	25	6	11	8	13:17	29	12	5	5	2	9:5	20	13	1	6	6	4:12	9	1.20	1.17	1.23	-	-	-	-	-	-
12	TS Galaxy	26	7	5	14	25:34	26	13	5	2	6	13:16	17	13	2	3	8	12:18	9	2.27	2.23	2.31	-	-	-	-	-	-
13	Chippa Utd.	26	5	9	12	21:38	24	13	4	5	4	12:16	17	13	1	4	8	9:22	7	2.27	2.15	2.38	-	-	-	-	-	-
14	Magesi	26	4	9	13	22:37	21	12	4	3	5	17:18	15	14	0	6	8	5:19	6	2.27	2.92	1.71	-	-	-	-	-	-
15	Marumo Gallants	26	4	9	13	18:35	21	12	2	6	4	9:11	12	14	2	3	9	9:24	9	2.04	1.67	2.36	-	-	-	-	-	-
16	Orbit College	26	5	5	16	19:42	20	13	3	2	8	10:21	11	13	2	3	8	9:21	9	2.35	2.38	2.31	-	-	-	-	-	-


Fudbal				Lithuania A Lyga	KONAČAN ISHOD			DUPLA ŠANSA			PRVO POL.			DRUGO POL.			45' / 90'								
Dan	Čas	R.br			K1	KX	K2	1X	12	X2	P1	PX	P2	D1	DX	D2	1-1	1-X	1-2	X-1	X-X	X-2	2-1	2-X	2-2
Uto	17:30	4791	Riteriai	Banga	4.70	3.60	1.70	2.03	1.24	1.15	5.00	2.20	2.30	4.25	2.55	2.00	8.50	15.0	25.0	9.00	5.30	4.50	30.0	16.0	2.65
Uto	17:45	4792	Kauno Zalgiris	Dziugas Telsiai	1.50	4.20	5.60	1.10	1.18	2.39	2.00	2.35	5.20	1.80	2.80	4.75	2.25	17.0	35.0	4.30	6.20	10.0	25.0	15.0	10.0


Fudbal				Lithuania A Lyga	UKUPNO GOLOVA 90'																						
Dan	Čas	R.br			0-1	0-2	0-3	0-4	1+	1-2	1-3	1-4	2+	2-3	2-4	2-5	2-6	3+	3-4	3-5	3-6	4+	4-5	4-6	5+	6+	7+
Uto	17:30	4791	Riteriai	Banga	3.30	1.90	1.25	1.06	1.02	2.10	1.43	1.17	1.27	1.95	1.47	1.33	1.30	1.90	2.55	2.20	1.95	3.40	4.20	3.70	6.00	14.0	30.0
Uto	17:45	4792	Kauno Zalgiris	Dziugas Telsiai	3.70	2.00	1.28	1.10	1.01	2.20	1.47	1.18	1.23	1.95	1.50	1.30	1.25	1.80	2.45	2.10	1.85	3.20	4.00	3.50	5.25	12.0	25.0


A Lyga		UKUPNO(UK)					DOMAĆIN(D)					GOST(G)					PROSEK GOLOVA			TRENUTNA SERIJA								
		UT.	POB.	NER.	IZG.	GOL.R.	BODO	UT.	POB.	NER.	IZG.	GOL.R.	BODO	UT.	POB.	NER.	IZG.	GOL.R.	BODO	UK.	D	G						
1	Kauno Zalgiris	10	8	1	1	28:5	25	6	4	1	1	16:3	13	4	4	0	0	12:2	12	3.30	3.17	3.50	-	-	-	-	-	
2	Transinvest	10	5	2	3	16:11	17	5	2	2	1	7:4	8	5	3	0	2	9:7	9	2.70	2.20	3.20	-	-	-	-	-	
3	Dziugas Telsiai	10	5	2	3	12:11	17	3	1	0	2	2:5	3	7	4	2	1	10:6	14	2.30	2.33	2.29	-	-	-	-	-	
4	Suduva	10	4	4	2	13:6	16	6	4	2	0	11:2	14	4	0	2	2	2:4	2	1.90	2.17	1.50	-	-	-	-	-	
5	Zalgiris	10	4	3	3	14:10	15	6	2	1	3	9:10	7	4	2	2	0	5:0	8	2.40	3.17	1.25	-	-	-	-	-	
6	Banga	10	4	2	4	12:7	14	5	3	0	2	9:4	9	5	1	2	2	3:3	5	1.90	2.60	1.20	-	-	-	-	-	
7	FK Panevezys	10	3	2	5	8:16	11	4	1	2	1	3:3	5	6	2	0	4	5:13	6	2.40	1.50	3.00	-	-	-	-	-	
8	Hegelmann	10	1	6	3	7:13	9	6	1	4	1	5:5	7	4	0	2	2	2:8	2	2.00	1.67	2.50	-	-	-	-	-	
9	Siauliai FA	10	1	5	4	7:17	8	5	1	1	3	3:12	4	5	0	4	1	4:5	4	2.40	3.00	1.80	-	-	-	-	-	
10	Riteriai	10	0	3	7	3:24	3	4	0	2	2	2:5	2	6	0	1	5	1:19	1	2.70	1.75	3.33	-	-	-	-	-	


Fudbal				Georgia Crystalbet Erovnuli Liga	KONAČAN ISHOD			DUPLA ŠANSA			PRVO POL.			DRUGO POL.			45' / 90'										
Dan	Čas	R.br			K1	KX	K2	1X	12	X2	P1	PX	P2	D1	DX	D2	1-1	1-X	1-2	X-1	X-X	X-2	2-1	2-X	2-2		
Uto	18:00	4556	Torpedo Kutaisi	Rustavi	1.60	3.40	5.80	1.08	1.25	2.14	2.15	2.10	5.20	1.90	2.45	4.75	2.45	16.0	35.0	4.40	4.90	10.0	25.0	15.0	10.2		
					UKUPNO GOLOVA 90'																						
Dan	Čas	R.br			0-1	0-2	0-3	0-4	1+	1-2	1-3	1-4	2+	2-3	2-4	2-5	2-6	3+	3-4	3-5	3-6	4+	4-5	4-6	5+	6+	7+
Uto	18:00	4556	Torpedo Kutaisi		3.00	1.70	1.18	1.03	1.03	1.97	1.38	1.15	1.32	1.92	1.48	1.38	1.36	2.10	2.70	2.35	2.15	3.90	4.70	4.20	7.50	17.0	36.0

Crystalbet Erovnuli Liga		UKUPNO(UK)					DOMAĆIN(D)					GOST(G)					PROSEK GOLOVA			TRENUTNA SERIJA								
		UT.	POB.	NER.	IZG.	GOL.R.	BODO	UT.	POB.	NER.	IZG.	GOL.R.	BODO	UT.	POB.	NER.	IZG.	GOL.R.	BODO	UK.	D	G						
1	Iberia 1999	9	5	2	2	13:7	17	4	2	2	0	5:3	8	5	3	0	2	8:4	9	2.22	2.00	2.40	-	-	-	-	-	
2	Dila Gori	9	5	1	3	8:6	16	5	2	1	2	4:4	7	4	3	0	1	4:2	9	1.56	1.60	1.50	-	-	-	-	-	
3	Rustavi	9	4	3	2	11:7	15	4	3	0	1	7:3	9	5	1	3	1	4:4	6	2.00	2.50	1.60	-	-	-	-	-	
4	Torpedo Kutaisi	8	3	2	3	13:7	11	5	3	1	1	11:3	10	3	0	1	2	2:4	1	2.50	2.80	2.00	-	-	-	-	-	
5	Spaeri	9	3	2	4	12:12	11	5	1	1	3	6:7	4	4	2	1	1	6:5	7	2.67	2.60	2.75	-	-	-	-	-	
6	Dinamo Tbilisi	9	2	5	2	8:8	11	5	0	3	2	4:6	3	4	2	2	0	4:2	8	1.78	2.00	1.50	-	-	-	-	-	
7	Meshakhte Tkibuli	8	1	6	1	4:6	9	4	0	4	0	0:0	4	4	1	2	1	4:6	5	1.25	-	2.50	-	-	-	-	-	
8	Gagra	8	2	3	3	8:11	9	4	0	1	3	3:8	1	4	2	2	0	5:3	8	2.38	2.75	2.00	-	-	-	-	-	
9	Samgurali	9	2	2	5	8:17	8	4	1	1	2	4:5	4	5	1	1	3	4:12	4	2.78	2.25	3.20	-	-	-	-	-	
10	Dinamo Batumi	8	1	4	3	8:12	7	3	1	1	1	5:5	4	5	0	3	2	3:7	3	2.50	3.33	2.00	-	-	-	-	-	

Fudbal				North & Central America CONCACAF Champions Cup	KONAČAN ISHOD			DUPLA ŠANSA			PRVO POL.			DRUGO POL.			45' / 90'								
Dan	Čas	R.br			K1	KX	K2	1X	12	X2	P1	PX	P2	D1	DX	D2	1-1	1-X	1-2	X-1	X-X	X-2	2-1	2-X	2-2
1/2 finale - revans utakmica					11	10	12	510	512	502	21	20	22	221	220	222	311	310	312	301	300	302	321	320	322
Sre	03:30	4868	Tigres UANL (1)	Nashville (0)	1.70	3.80	4.80	1.17	1.25	2.12	2.30	2.20	5.00	2.00	2.60	4.25	2.65	16.0	35.0	4.50	5.50	9.00	25.0	15.0	8.50
Čet	03:30	5047	Toluca (1)	Los Angeles FC (2)	1.45	4.50	6.50	1.09	1.18	2.65	1.92	2.40	5.50	1.75	2.90	5.50	2.15	18.0	35.0	4.20	6.50	12.0	25.0	16.0	12.0


Fudbal				North & Central America CONCACAF Champions Cup	UKUPNO GOLOVA 90'																						
Dan	Čas	R.br			0-1	0-2	0-3	0-4	1+	1-2	1-3	1-4	2+	2-3	2-4	2-5	2-6	3+	3-4	3-5	3-6	4+	4-5	4-6	5+	6+	7+
1/2 finale - revans utakmica					401	402	403	404	41+	412	413	414	42+	423	424	425	426	43+	434	435	436	44+	445	446	45+	46+	47+
Sre	03:30	4868	Tigres UANL (1)	Nashville (0)	3.70	2.00	1.28	1.10	1.01	2.20	1.47	1.18	1.23	1.95	1.50	1.30	1.25	1.80	2.45	2.10	1.85	3.20	4.00	3.50	5.25	12.0	25.0
Čet	03:30	5047	Toluca (1)	Los Angeles FC (2)	4.50	2.30	1.40	1.15	-	2.45	1.55	1.22	1.15	2.05	1.52	1.27	1.20	1.60	2.25	1.92	1.65	2.60	3.40	2.90	4.25	8.00	18.0


Fudbal				USA USL Championship	KONAČAN ISHOD			DUPLA ŠANSA			PRVO POL.			DRUGO POL.			45' / 90'								
Dan	Čas	R.br			K1	KX	K2	1X	12	X2	P1	PX	P2	D1	DX	D2	1-1	1-X	1-2	X-1	X-X	X-2	2-1	2-X	2-2
Čet	03:00	5485	New Mexico	El Paso	2.30	3.50	2.80	1.38	1.26	1.55	2.95	2.15	3.50	2.70	2.50	3.00	3.90	14.0	28.0	5.00	5.20	5.70	28.0	13.0	4.90
Pet	02:00	5486	Birmingham	Miami FC	1.90	3.50	3.60	1.23	1.24	1.77	2.55	2.15	4.25	2.30	2.50	3.80	3.00	15.0	28.0	4.60	5.20	7.30	25.0	14.0	6.00

Fudbal				USA USL Championship	UKUPNO GOLOVA 90'																						
Dan	Čas	R.br			0-1	0-2	0-3	0-4	1+	1-2	1-3	1-4	2+	2-3	2-4	2-5	2-6	3+	3-4	3-5	3-6	4+	4-5	4-6	5+	6+	7+
Čet	03:00	5485	New Mexico	El Paso	4.00	2.10	1.35	1.13	-	2.30	1.52	1.20	1.20	2.00	1.50	1.28	1.22	1.70	2.35	2.00	1.75	2.80	3.60	3.10	4.75	10.0	22.0
Pet	02:00	5486	Birmingham	Miami FC	3.90	2.05	1.30	1.12	-	2.25	1.50	1.18	1.22	2.00	1.50	1.30	1.23	1.75	2.40	2.05	1.80	3.00	3.80	3.30	5.00	11.0	23.0

USL Championship	UKUPNO(UK)						DOMAĆIN(D)						GOST(G)						PROSEK GOLOVA			TRENUTNA SERIJA				
	UT.	POB.	NER.	IZG.	GOL.R.	BODO	UT.	POB.	NER.	IZG.	GOL.R.	BODO	UT.	POB.	NER.	IZG.	GOL.R.	BODO	UK.	D	G					
1 Tampa Bay	7	5	2	0	12:4	17	4	3	1	0	9:3	10	3	2	1	0	3:1	7	2.29	3.00	1.33	-	-	-	-	-
2 Louisville City	8	5	1	2	16:11	16	4	3	0	1	9:5	9	4	2	1	1	7:6	7	3.38	3.50	3.25	-	-	-	-	-
3 Detroit	7	4	1	2	9:5	13	4	4	0	0	7:1	12	3	0	1	2	2:4	1	2.00	2.00	2.00	-	-	-	-	-
4 Charleston	8	4	1	3	12:12	13	4	3	1	0	10:4	10	4	1	0	3	2:8	3	3.00	3.50	2.50	-	-	-	-	-
5 Miami FC	8	3	3	2	10:12	12	4	2	1	1	5:6	7	4	1	2	1	5:6	5	2.75	2.75	2.75	-	-	-	-	-
6 Pittsburgh	8	3	1	4	10:13	10	3	2	0	1	5:4	6	5	1	1	3	5:9	4	2.88	3.00	2.80	-	-	-	-	-
7 Hartford Athletic	7	2	4	1	7:7	10	3	0	2	1	2:6	2	4	2	2	0	5:1	8	2.00	2.67	1.50	-	-	-	-	-
8 Indy Eleven	7	2	3	2	10:9	9	3	2	1	0	6:3	7	4	0	2	2	4:6	2	2.71	3.00	2.50	-	-	-	-	-
9 Birmingham	7	2	3	2	10:9	9	4	1	2	1	3:3	5	3	1	1	1	7:6	4	2.71	1.50	4.33	-	-	-	-	-
10 Rhode Island	7	2	2	3	12:11	8	4	1	2	1	6:4	5	3	1	0	2	6:7	3	3.29	2.50	4.33	-	-	-	-	-
11 Brooklyn	8	2	1	5	8:13	7	5	2	1	2	6:4	7	3	0	0	3	2:9	0	2.62	2.00	3.67	-	-	-	-	-
12 Loudoun	7	0	5	2	10:13	5	5	0	4	1	9:10	4	2	0	1	1	1:3	1	3.29	3.80	2.00	-	-	-	-	-
13 Sporting Jax	8	0	1	7	5:18	1	3	0	0	3	2:8	0	5	0	1	4	3:10	1	2.88	3.33	2.60	-	-	-	-	-

USL Championship	UKUPNO(UK)						DOMAĆIN(D)						GOST(G)						PROSEK GOLOVA			TRENUTNA SERIJA				
	UT.	POB.	NER.	IZG.	GOL.R.	BODO	UT.	POB.	NER.	IZG.	GOL.R.	BODO	UT.	POB.	NER.	IZG.	GOL.R.	BODO	UK.	D	G					
1 San Antonio	9	4	4	1	11:8	16	5	3	2	0	8:4	11	4	1	2	1	3:4	5	2.11	2.40	1.75	-	-	-	-	-
2 Orange County SC	9	4	3	2	9:6	15	5	2	2	1	4:2	8	4	2	1	1	5:4	7	1.67	1.20	2.25	-	-	-	-	-
3 El Paso	7	4	1	2	17:12	13	4	1	1	2	8:11	4	3	3	0	0	9:1	9	4.14	4.75	3.33	-	-	-	-	-
4 Sacramento Republic	8	3	4	1	11:7	13	5	3	1	1	9:5	10	3	0	3	0	2:2	3	2.25	2.80	1.33	-	-	-	-	-
5 Oakland Roots	8	3	4	1	14:11	13	4	2	1	1	7:5	7	4	1	3	0	7:6	6	3.12	3.00	3.25	-	-	-	-	-
6 Phoenix Rising	8	3	3	2	12:8	12	3	1	2	0	6:3	5	5	2	1	2	6:5	7	2.50	3.00	2.20	-	-	-	-	-
7 FC Tulsa	8	3	3	2	11:9	12	4	1	2	1	4:4	5	4	2	1	1	7:5	7	2.50	2.00	3.00	-	-	-	-	-
8 Colorado Springs	7	2	3	2	15:13	9	3	2	1	0	8:4	7	4	0	2	2	7:9	2	4.00	4.00	4.00	-	-	-	-	-
9 Las Vegas Lights	8	2	2	4	13:16	8	3	2	1	0	4:2	7	5	0	1	4	9:14	1	3.62	2.00	4.60	-	-	-	-	-
10 New Mexico	5	2	0	3	5:8	6	1	1	0	0	3:2	3	4	1	0	3	2:6	3	2.60	5.00	2.00	-	-	-	-	-
11 Lexington	8	1	3	4	7:10	6	4	1	1	2	5:5	4	4	0	2	2	2:5	2	2.12	2.50	1.75	-	-	-	-	-
12 Monterey Bay	8	0	2	6	4:15	2	4	0	1	3	1:6	1	4	0	1	3	3:9	1	2.38	1.75	3.00	-	-	-	-	-

Fudbal				Singapore Premier League	KONAČAN ISHOD			DUPLA ŠANSA			PRVO POL.			DRUGO POL.			45' / 90'								
Dan	Čas	R.br			K1	KX	K2	1X	12	X2	P1	PX	P2	D1	DX	D2	1-1	1-X	1-2	X-1	X-X	X-2	2-1	2-X	2-2
Uto	13:30	5102	Tanjong Pagar	Hougang	5.50	4.80	1.45	2.56	1.14	1.11	5.20	2.50	1.92	4.75	3.00	1.75	10.0	15.0	25.0	10.0	7.00	4.20	35.0	18.0	2.15

Fudbal				Singapore Premier League	UKUPNO GOLOVA 90'																						
Dan	Čas	R.br			0-1	0-2	0-3	0-4	1+	1-2	1-3	1-4	2+	2-3	2-4	2-5	2-6	3+	3-4	3-5	3-6	4+	4-5	4-6	5+	6+	7+
Uto	13:30	5102	Tanjong Pagar	Hougang	7.00	3.20	1.75	1.28	-	3.30	1.90	1.37	1.05	2.30	1.60	1.25	1.15	1.35	2.20	1.70	1.48	1.90	2.90	2.30	3.10	5.00	10.0

Premier League	UKUPNO(UK)						DOMAĆIN(D)						GOST(G)						PROSEK GOLOVA			TRENUTNA SERIJA				
	UT.	POB.	NER.	IZG.	GOL.R.	BODO	UT.	POB.	NER.	IZG.	GOL.R.	BODO	UT.	POB.	NER.	IZG.	GOL.R.	BODO	UK.	D	G					
1 Lion City	19	16	3	0	68:9	51	9	8	1	0	33:5	25	10	8	2	0	35:4	26	4.05	4.22	3.90	-	-	-	-	-
2 Tampines	19	13	4	2	54:19	43	10	7	3	0	31:11	24	9	6	1	2	23:8	19	3.84	4.20	3.44	-	-	-	-	-
3 Albirex Niigata	18	12	2	4	41:19	38	8	6	2	0	21:11	20	10	6	0	4	20:8	18	3.33	4.00	2.80	-	-	-	-	-
4 Balestier Khalsa	19	9	2	8	34:43	29	10	4	0	6	14:26	12	9	5	2	2	20:17	17	4.05	4.00	4.11	-	-	-	-	-
5 Geylang	19	7	2	10	24:36	23	10	3	1	6	10:19	10	9	4	1	4	14:17	13	3.16	2.90	3.44	-	-	-	-	-
6 Hougang	18	6	0	12	21:37	18	9	1	0	8	6:23	3	9	5	0	4	15:14	15	3.22	3.22	3.22	-	-	-	-	-
7 Young Lions	18	2	2	14	13:52	8	9	0	1	8	3:21	1	9	2	1	6	10:31	7	3.61	2.67	4.56	-	-	-	-	-
8 Tanjong Pagar	18	1	1	16	14:54	4	9	1	0	8	7:28	3	9	0	1	8	7:26	1	3.78	3.89	3.67	-	-	-	-	-

Fudbal			Japan J1 League	KONAČAN ISHOD			DUPLA ŠANSA			PRVO POL.			DRUGO POL.			45' / 90'									
Dan	Čas	R.br		K1	KX	K2	1X	12	X2	P1	PX	P2	D1	DX	D2	1-1	1-X	1-2	X-1	X-X	X-2	2-1	2-X	2-2	
Sre	06:00	5414	Shimizu S-Pulse	Cerezo Osaka	2.55	3.50	2.65	1.47	1.29	1.50	3.25	2.15	3.35	2.80	2.50	2.85	4.40	13.0	28.0	5.40	5.20	5.50	28.0	13.0	4.60
Sre	06:00	5415	V-Varen Nagasaki	Okayama	2.45	3.20	2.95	1.38	1.33	1.53	3.15	2.05	3.65	2.80	2.35	3.15	4.20	13.0	28.0	5.30	4.50	5.80	28.0	13.0	5.20
Sre	07:00	5416	Avispa Fukuoka	Kyoto	3.05	3.00	2.45	1.51	1.35	1.34	3.75	1.95	3.15	3.25	2.20	2.80	5.40	13.0	28.0	5.90	4.30	5.30	28.0	13.0	4.20
Sre	07:00	5417	Nagoya Grampus	Gamba Osaka	2.50	3.40	2.70	1.44	1.29	1.50	3.20	2.10	3.40	2.80	2.45	2.90	4.30	13.0	28.0	5.40	4.90	5.60	28.0	13.0	4.70
Sre	08:00	5418	FC Tokyo	Chiba	1.50	4.20	6.50	1.10	1.21	2.55	2.00	2.35	5.50	1.80	2.80	5.50	2.25	17.0	35.0	4.30	6.20	12.0	25.0	16.0	12.0
Sre	08:00	5419	Sanfrecce Hiroshin	Vissel Kobe	2.00	3.40	3.80	1.25	1.31	1.79	2.65	2.10	4.45	2.40	2.45	4.00	3.25	14.0	30.0	4.70	4.90	7.50	25.0	14.0	6.50
Sre	09:00	5420	Kashima Antlers	Mito	1.65	3.80	5.20	1.15	1.25	2.19	2.25	2.20	5.00	1.95	2.60	4.50	2.55	16.0	35.0	4.40	5.50	9.50	25.0	15.0	9.50
Sre	09:00	5421	Machida	Yokohama F. Marin	1.80	3.60	4.50	1.19	1.28	2.00	2.45	2.20	4.95	2.20	2.55	4.00	2.85	15.0	30.0	4.50	5.30	8.50	25.0	15.0	8.00
Sre	10:00	5422	Kawasaki Frontale	Verdy	2.05	3.40	3.65	1.27	1.31	1.76	2.70	2.10	4.30	2.45	2.45	3.85	3.40	14.0	28.0	4.80	4.90	7.30	28.0	14.0	6.00
Sre	12:00	4902	Kashiwa Reysol	Urawa Reds	2.05	3.60	3.45	1.30	1.28	1.76	2.70	2.20	4.15	2.45	2.55	3.65	3.40	14.0	28.0	4.80	5.30	6.40	28.0	13.0	5.80

Fudbal			Japan J1 League	UKUPNO GOLOVA 90'																							
Dan	Čas	R.br		0-1	0-2	0-3	0-4	1+	1-2	1-3	1-4	2+	2-3	2-4	2-5	2-6	3+	3-4	3-5	3-6	4+	4-5	4-6	5+	6+	7+	
Sre	06:00	5414	Shimizu S-Pulse	Cerezo Osaka	3.50	1.95	1.27	1.08	1.01	2.15	1.45	1.17	1.25	1.95	1.47	1.32	1.28	1.85	2.50	2.15	1.90	3.30	4.10	3.60	5.50	13.0	28.0
Sre	06:00	5415	V-Varen Nagasaki	Okayama	2.80	1.65	1.17	1.02	1.04	1.95	1.35	1.15	1.35	1.93	1.50	1.40	1.38	2.20	2.75	2.45	2.25	4.10	4.90	4.40	8.00	18.0	40.0
Sre	07:00	5416	Avispa Fukuoka	Kyoto	3.10	1.80	1.20	1.04	1.03	2.00	1.40	1.16	1.30	1.92	1.47	1.36	1.33	2.00	2.65	2.30	2.05	3.70	4.50	4.00	7.00	16.0	34.0
Sre	07:00	5417	Nagoya Grampus	Gamba Osaka	3.50	1.95	1.27	1.08	1.01	2.15	1.45	1.17	1.25	1.95	1.47	1.32	1.28	1.85	2.50	2.15	1.90	3.30	4.10	3.60	5.50	13.0	28.0
Sre	08:00	5418	FC Tokyo	Chiba	3.30	1.90	1.25	1.06	1.02	2.10	1.43	1.17	1.27	1.95	1.47	1.33	1.30	1.90	2.55	2.20	1.95	3.40	4.20	3.70	6.00	14.0	30.0
Sre	08:00	5419	Sanfrecce Hiroshin	Vissel Kobe	3.00	1.70	1.18	1.03	1.03	1.97	1.38	1.15	1.32	1.92	1.48	1.38	1.36	2.10	2.70	2.35	2.15	3.90	4.70	4.20	7.50	17.0	36.0
Sre	09:00	5420	Kashima Antlers	Mito	3.10	1.80	1.20	1.04	1.03	2.00	1.40	1.16	1.30	1.92	1.47	1.36	1.33	2.00	2.65	2.30	2.05	3.70	4.50	4.00	7.00	16.0	34.0
Sre	09:00	5421	Machida	Yokohama F. Marin	3.10	1.80	1.20	1.04	1.03	2.00	1.40	1.16	1.30	1.92	1.47	1.36	1.33	2.00	2.65	2.30	2.05	3.70	4.50	4.00	7.00	16.0	34.0
Sre	10:00	5422	Kawasaki Frontale	Verdy	3.10	1.80	1.20	1.04	1.03	2.00	1.40	1.16	1.30	1.92	1.47	1.36	1.33	2.00	2.65	2.30	2.05	3.70	4.50	4.00	7.00	16.0	34.0
Sre	12:00	4902	Kashiwa Reysol	Urawa Reds	3.20	1.85	1.23	1.05	1.02	2.05	1.42	1.16	1.28	1.95	1.47	1.34	1.32	1.95	2.60	2.25	2.00	3.50	4.30	3.80	6.50	15.0	32.0

Fudbal			Japan J1 League	UKUPNO GOLOVA - PRVO POLUVREME											UKUPNO GOLOVA - DRUGO POLUVREME											I.POL. ILI KRAJ		
Dan	Čas	R.br		0I	0-1I	1I	1+I	1-2I	2I	2+I	2-3I	3+I	0II	0-1II	1II	1+II	1-2II	2II	2+II	2-3II	3+II	PK1	PKX	PK2				
Sre	06:00	5414	Shimizu S-Pulse	Cerezo Osaka	3.00	1.38	2.55	1.33	1.62	1.35	4.10	2.75	3.00	7.50	3.75	1.64	2.80	1.22	1.58	1.30	3.55	2.10	2.45	4.50	1.95	1.70	2.00	
Sre	06:00	5415	V-Varen Nagasaki	Okayama	2.55	1.29	2.50	1.45	1.70	1.47	4.70	3.20	3.40	9.00	3.15	1.47	2.60	1.30	1.58	1.35	3.85	2.45	2.70	6.00	1.95	1.57	2.40	
Sre	07:00	5416	Avispa Fukuoka	Kyoto	2.70	1.33	2.55	1.40	1.65	1.42	4.30	3.00	3.20	8.25	3.50	1.53	2.70	1.25	1.58	1.33	3.65	2.30	2.60	5.50	2.45	1.50	1.95	
Sre	07:00	5417	Nagoya Grampus	Gamba Osaka	3.00	1.38	2.55	1.33	1.62	1.35	4.10	2.75	3.00	7.50	3.75	1.64	2.80	1.22	1.58	1.30	3.55	2.10	2.45	4.50	1.95	1.67	2.05	
Sre	08:00	5418	FC Tokyo	Chiba	2.90	1.37	2.55	1.35	1.62	1.37	4.20	2.80	3.05	7.75	3.70	1.61	2.75	1.23	1.58	1.32	3.60	2.15	2.50	4.75	1.30	1.90	4.30	
Sre	08:00	5419	Sanfrecce Hiroshin	Vissel Kobe	2.65	1.31	2.50	1.42	1.65	1.43	4.50	3.10	3.30	8.50	3.35	1.51	2.65	1.27	1.58	1.33	3.75	2.35	2.65	5.75	1.70	1.67	3.10	
Sre	09:00	5420	Kashima Antlers	Mito	2.70	1.33	2.55	1.40	1.65	1.42	4.30	3.00	3.20	8.25	3.50	1.53	2.70	1.25	1.58	1.33	3.65	2.30	2.60	5.50	1.50	1.75	3.60	
Sre	09:00	5421	Machida	Yokohama F. Marin	2.70	1.33	2.55	1.40	1.65	1.42	4.30	3.00	3.20	8.25	3.50	1.53	2.70	1.25	1.58	1.33	3.65	2.30	2.60	5.50	1.60	1.72	3.40	
Sre	10:00	5422	Kawasaki Frontale	Verdy	2.70	1.33	2.55	1.40	1.65	1.42	4.30	3.00	3.20	8.25	3.50	1.53	2.70	1.25	1.58	1.33	3.65	2.30	2.60	5.50	1.70	1.67	2.90	
Sre	12:00	4902	Kashiwa Reysol	Urawa Reds	2.85	1.35	2.55	1.37	1.62	1.40	4.30	2.90	3.15	8.00	3.60	1.58	2.75	1.24	1.58	1.33	3.65	2.20	2.55	5.00	1.70	1.72	2.75	

Fudbal			Japan J1 League	OBA TIMA DAJU GOL																	PDAJE GOL			PADA VIŠE			
Dan	Čas	R.br		GG	NG	IGG	IIGG	GG3+	NE GG3+	GG4+	IIGG	IIGG	IGGv IIGG	IIGGv IIGG	IGG& IIGG	IIGG& IIGG	I2GG	1-1& GG	2-2& GG	GG& 2+11	GG& 2+12	1	2	PV1	PJ	PV2	
Sre	06:00	5414	Shimizu S-Pulse	Cerezo Osaka	1.65	2.10	4.20	3.20	2.15	1.62	3.50	1.17	1.28	2.05	1.61	5.70	4.05	14.0	7.70	8.00	2.95	3.00	1.90	1.90	3.20	3.20	2.00
Sre	06:00	5415	V-Varen Nagasaki	Okayama	1.85	1.85	5.00	3.70	2.55	1.45	4.25	1.12	1.21	2.45	1.46	6.45	4.45	19.0	8.20	10.2	3.65	4.10	1.87	2.00	3.20	3.10	2.10
Sre	07:00	5416	Avispa Fukuoka	Kyoto	1.90	1.80	5.30	3.90	2.55	1.45	4.15	1.10	1.19	2.60	1.37	6.70	4.55	21.0	10.3	8.40	4.10	3.55	2.10	1.87	3.20	3.10	2.10
Sre	07:00	5417	Nagoya Grampus	Gamba Osaka	1.67	2.05	4.30	3.20	2.15	1.62	3.55	1.16	1.28	2.10	1.60	5.85	4.00	14.0	7.60	8.30	3.00	3.10	1.90	1.90	3.20	3.20	2.00
Sre	08:00	5418	FC Tokyo	Chiba	2.05	1.67	5.40	4.00	2.70	1.40	4.30	1.10	1.18	2.70	1.36	6.80	4.70	22.0	4.90	21.0	3.25	6.15	1.45	3.20	3.20	3.20	2.00
Sre	08:00	5419	Sanfrecce Hiroshin	Vissel Kobe	1.90	1.80	5.30	3.90	2.60	1.43	4.40	1.10	1.19	2.60	1.37	6.70	4.55	21.0	6.50	12.4	3.30	4.85	1.65	2.25	3.20	3.10	2.10
Sre	09:00	5420	Kashima Antlers	Mito	2.00	1.70	5.50	4.10	2.65	1.42	4.40	1.10	1.17	2.75	1.35	6.90	4.80	23.0	5.40	16.2	3.15	5.55	1.50	2.90	3.20	3.10	2.10
Sre	09:00	5421	Machida	Yokohama F. Marin	1.90	1.80	5.30	3.90	2.55	1.45	4.15	1.10	1.19	2.60	1.37	6.70	4.55	21.0	5.80	15.2	3.05	5.20	1.60	2.75	3.20	3.10	2.10
Sre	10:00	5422	Kawasaki Frontale	Verdy	1.80	1.90	4.80	3.50	2.40	1.52	4.00	1.13	1.23	2.25	1.50	6.30	4.25	17.0	6.50	10.8	3.10	4.30	1.70	2.20	3.20	3.10	2.10
Sre	12:																										

Fudbal			Dan	Čas	R.br	China Super League	KONAČAN ISHOD			DUPLA ŠANSA			PRVO POL.			DRUGO POL.			45' / 90'						
K1	KX	K2					1X	12	X2	P1	PX	P2	D1	DX	D2	1-1	1-X	1-2	X-1	X-X	X-2	2-1	2-X	2-2	
Uto	13:00	4323	Qingdao West Coast	Tianjin Jinmen Tiger	2.35	3.30	2.95	1.37	1.30	1.55	3.00	2.10	3.65	2.75	2.45	3.15	4.00	13.0	28.0	5.20	4.70	5.80	28.0	13.0	5.20
Uto	13:35	4324	Liaoning Tieren	Chengdu Rongcheng	5.50	4.40	1.55	2.44	1.20	1.14	5.20	2.40	2.10	4.75	2.90	1.85	10.0	15.0	25.0	10.0	6.50	4.30	35.0	17.0	2.35
Uto	13:35	4325	Shandong Taishan	Shanghai Shenhua	2.85	3.60	2.35	1.59	1.28	1.42	3.55	2.20	3.00	3.05	2.55	2.75	5.00	13.0	28.0	5.70	5.30	5.20	28.0	13.0	4.00
Uto	14:00	4326	Chongqing Tongliang	Henan Songshan Longmen	2.85	3.10	2.65	1.48	1.37	1.42	3.55	2.00	3.35	3.05	2.30	2.85	5.00	13.0	28.0	5.70	4.40	5.50	28.0	13.0	4.60
Sre	13:00	4276	Wuhan Three Towns	Qingdao Hainiu	2.00	3.60	3.50	1.28	1.27	1.77	2.65	2.20	4.20	2.40	2.55	3.70	3.25	14.0	28.0	4.70	5.30	6.80	28.0	13.0	5.90
Sre	13:35	4328	Beijing Guoan	Dalian Yingbo	1.70	4.00	4.50	1.19	1.23	2.11	2.30	2.25	4.95	2.00	2.70	4.00	2.65	16.0	30.0	4.50	5.80	8.50	25.0	15.0	8.00
Sre	13:35	4336	Shanghai Port	Shenzhen Xinpengcheng	1.60	4.20	5.20	1.15	1.22	2.32	2.15	2.35	5.00	1.90	2.80	4.50	2.45	16.0	35.0	4.40	6.20	9.50	25.0	15.0	9.50
Sre	14:00	4337	Yunnan Yukun	Zhejiang Professional	2.15	3.80	3.05	1.37	1.26	1.69	2.80	2.20	3.75	2.55	2.60	3.25	3.60	14.0	28.0	4.90	5.50	5.90	28.0	13.0	5.40

Fudbal			Dan	Čas	R.br	China Super League	UKUPNO GOLOVA 90'																				
0-1	0-2	0-3					0-4	1+	1-2	1-3	1-4	2+	2-3	2-4	2-5	2-6	3+	3-4	3-5	3-6	4+	4-5	4-6	5+	6+	7+	
Uto	13:00	4323	Qingdao West Coast	Tianjin Jinmen Tiger	3.00	1.70	1.18	1.03	1.03	1.97	1.38	1.15	1.32	1.92	1.48	1.38	1.36	2.10	2.70	2.35	2.15	3.90	4.70	4.20	7.50	17.0	36.0
Uto	13:35	4324	Liaoning Tieren	Chengdu Rongcheng	4.30	2.20	1.38	1.14	-	2.35	1.53	1.20	1.17	2.05	1.52	1.28	1.20	1.65	2.30	1.95	1.70	2.70	3.50	3.00	4.50	9.00	20.0
Uto	13:35	4325	Shandong Taishan	Shanghai Shenhua	5.70	2.65	1.60	1.23	-	2.80	1.75	1.30	1.10	2.15	1.55	1.25	1.15	1.45	2.15	1.80	1.55	2.15	3.15	2.55	3.60	6.00	12.0
Uto	14:00	4326	Chongqing Tongliang	Henan Songshan Longmen	2.80	1.65	1.17	1.02	1.04	1.95	1.35	1.15	1.35	1.93	1.50	1.40	1.38	2.20	2.75	2.45	2.25	4.10	4.90	4.40	8.00	18.0	40.0
Sre	13:00	4276	Wuhan Three Towns	Qingdao Hainiu	3.70	2.00	1.28	1.10	1.01	2.20	1.47	1.18	1.23	1.95	1.50	1.30	1.25	1.80	2.45	2.10	1.85	3.20	4.00	3.50	5.25	12.0	25.0
Sre	13:35	4328	Beijing Guoan	Dalian Yingbo	5.00	2.40	1.45	1.18	-	2.55	1.62	1.25	1.13	2.10	1.53	1.27	1.18	1.55	2.20	1.90	1.62	2.45	3.30	2.80	4.00	7.00	16.0
Sre	13:35	4336	Shanghai Port	Shenzhen Xinpengcheng	3.90	2.05	1.30	1.12	-	2.25	1.50	1.18	1.22	2.00	1.50	1.30	1.23	1.75	2.40	2.05	1.80	3.00	3.80	3.30	5.00	11.0	23.0
Sre	14:00	4337	Yunnan Yukun	Zhejiang Professional	5.25	2.50	1.50	1.20	-	2.65	1.65	1.27	1.12	2.10	1.53	1.25	1.17	1.50	2.15	1.85	1.60	2.30	3.20	2.65	3.80	6.50	14.0

Super League	UKUPNO(UK)				DOMAĆIN(D)				GOST(G)				PROSEK GOLOVA			TRENUTNA SERUA										
	UT.	POB.	NER.	IZG.	GOL.R.	BODO	UT.	POB.	NER.	IZG.	GOL.R.	BODO	UT.	POB.	NER.	IZG.	GOL.R.	BODO	UK	D	G					
1 Chengdu Rongcheng	9	8	1	0	26:9	25	5	5	0	0	17:3	15	4	3	1	0	9:6	10	3.89	4.00	3.75	-	-	-	-	-
2 Chongqing Tonglianglong	9	5	3	1	12:7	18	5	3	2	0	9:5	11	4	2	1	1	3:2	7	2.11	2.80	1.25	-	-	-	-	-
3 Dalian Yingbo	9	6	0	3	15:14	18	5	4	0	1	8:4	12	4	2	0	2	7:10	6	3.22	2.40	4.25	-	-	-	-	-
4 Yunnan Yukun	9	4	1	4	20:17	13	4	2	1	1	10:7	7	5	2	0	3	10:10	6	4.11	4.25	4.00	-	-	-	-	-
5 Shanghai Shenhua	9	6	2	1	21:11	10	5	4	0	1	13:7	12	4	2	2	0	8:4	8	3.56	4.00	3.00	-	-	-	-	-
6 Shenzhen Xinpengcheng	9	3	0	6	12:17	9	5	3	0	2	10:7	9	4	0	0	4	2:10	0	3.22	3.40	3.00	-	-	-	-	-
7 Shandong Taishan	9	4	2	3	12:14	8	5	2	2	1	8:5	8	4	2	0	2	4:9	6	2.89	2.60	3.25	-	-	-	-	-
8 Qingdao West Coast	9	1	5	3	6:14	8	3	1	2	0	2:1	5	6	0	3	3	4:13	3	2.22	-	2.83	-	-	-	-	-
9 Liaoning Tieren	9	2	1	6	7:15	7	3	2	0	1	5:2	6	6	0	1	5	2:13	1	2.44	2.33	2.50	-	-	-	-	-
10 Zhejiang Professional	9	3	2	4	9:13	6	5	2	2	1	5:3	8	4	1	0	3	4:10	3	2.44	1.60	3.50	-	-	-	-	-
11 Shanghai Port	9	3	1	5	14:12	5	5	3	0	2	12:6	9	4	0	1	3	2:6	1	2.89	3.60	2.00	-	-	-	-	-
12 Henan Songshan Longmen	9	3	2	4	10:10	5	5	2	1	2	7:6	7	4	1	1	2	3:4	4	2.22	2.60	1.75	-	-	-	-	-
13 Beijing Guoan	9	2	3	4	12:14	4	3	0	1	2	4:7	1	6	2	2	2	8:7	8	2.89	3.67	2.50	-	-	-	-	-
14 Qingdao Hainiu	9	3	2	4	11:13	4	5	3	1	1	9:6	10	4	0	1	3	2:7	1	2.67	3.00	2.25	-	-	-	-	-
15 Wuhan Three Towns	9	2	2	5	12:18	3	4	2	0	2	6:4	6	5	0	2	3	6:14	2	3.33	2.50	4.00	-	-	-	-	-
16 Tianjin Jinmen Tiger	9	2	3	4	13:14	-9	5	0	3	2	6:8	3	4	2	0	2	7:6	6	3.00	2.80	3.25	-	-	-	-	-

Fudbal			Dan	Čas	R.br	South Korea K League 1	KONAČAN ISHOD			DUPLA ŠANSA			PRVO POL.			DRUGO POL.			45' / 90'						
K1	KX	K2					1X	12	X2	P1	PX	P2	D1	DX	D2	1-1	1-X	1-2	X-1	X-X	X-2	2-1	2-X	2-2	
Uto	09:30	5155	Daejeon	Incheon	2.20	3.30	3.30	1.32	1.32	1.65	2.85	2.10	4.00	2.60	2.45	3.50	3.70	14.0	28.0	4.90	4.70	6.20	28.0	13.0	5.70
Uto	09:30	5156	Gangwon	Pohang	2.15	3.10	3.75	1.26	1.36	1.69	2.80	2.00	4.40	2.55	2.30	3.95	3.60	14.0	28.0	4.90	4.40	7.30	28.0	14.0	6.20
Uto	09:30	5157	Gimcheon Sangmu	Ulsan HD	2.65	3.40	2.55	1.48	1.29	1.45	3.35	2.10	3.25	2.85	2.45	2.80	4.60	13.0	28.0	5.50	4.90	5.40	28.0	13.0	4.40
Uto	12:00	5158	Seoul	Anyang	1.75	3.50	4.80	1.16	1.28	2.02	2.35	2.15	5.00	2.10	2.50	4.25	2.75	16.0	35.0	4.50	5.20	9.00	25.0	15.0	8.50

Fudbal			Dan	Čas	R.br	South Korea K League 1	UKUPNO GOLOVA 90'																				
0-1	0-2	0-3					0-4	1+	1-2	1-3	1-4	2+	2-3	2-4	2-5	2-6	3+	3-4	3-5	3-6	4+	4-5	4-6	5+	6+	7+	
Uto	09:30	5155	Daejeon	Incheon	3.00	1.70	1.18	1.03	1.03	1.97	1.38	1.15	1.32	1.92	1.48	1.38	1.36	2.10	2.70	2.35	2.15	3.90	4.70	4.20	7.50	17.0	36.0
Uto	09:30	5156	Gangwon	Pohang	2.40	1.55	1.13	-	1.05	1.82	1.32	1.13	1.45	1.95	1.57	1.49	1.45	2.40	2.85	2.60	2.45	4.70	5.40	4.90	9.00	22.0	50.0
Uto	09:30	5157	Gimcheon Sangmu	Ulsan HD	3.20	1.85	1.23	1.05	1.02	2.05	1.42	1.16	1.28	1.95	1.47	1.34	1.32	1.95	2.60	2.25	2.00	3.50	4.30	3.80	6.50	15.0	32.0
Uto	12:00	5158	Seoul	Anyang	3.10	1.80	1.20	1.04	1.03	2.00	1.40	1.16	1.30	1.92	1.47	1.36	1.33	2.00	2.65	2.30	2.05	3.70	4.50	4.00	7.00	16.0	34.0

K League 1	UKUPNO(UK)				DOMAĆIN(D)				GOST(G)				PROSEK GOLOVA			TRENUTNA SERUA										
	UT.	POB.	NER.	IZG.	GOL.R.	BODO	UT.	POB.	NER.	IZG.	GOL.R.	BODO	UT.	POB.	NER.	IZG.	GOL.R.	BODO	UK	D	G					
1 Seoul	11	8	1	2	23:9	25	5	3	0	2	11:4	9	6	5	1	0	12:5	16	2.91	3.00	2.83	-	-	-	-	-
2 Jeonbuk	11	5	3	3	15:11	18	5	3	0																	

Fudbal			Dan	Čas	R.br	Indonesia Liga 1	KONAČAN ISHOD			DUPLA ŠANSA			PRVO POL.			DRUGO POL.			45' / 90'						
K1	KX	K2					1X	12	X2	P1	PX	P2	D1	DX	D2	1-1	1-X	1-2	X-1	X-X	X-2	2-1	2-X	2-2	
Uto	10:30	4692	Madura United	Bali United	2.55	3.40	2.45	1.45	1.24	1.42	3.25	2.10	3.15	2.80	2.45	2.80	4.40	13.0	28.0	5.40	4.90	5.30	28.0	13.0	4.20
Uto	14:00	4693	Borneo	Persita	1.45	4.50	5.50	1.09	1.14	2.47	1.92	2.40	5.20	1.75	2.90	4.75	2.15	18.0	35.0	4.20	6.50	10.0	25.0	15.0	10.0

Fudbal			Dan	Čas	R.br	Indonesia Liga 1	UKUPNO GOLOVA 90'																				
0-1	0-2	0-3					0-4	1+	1-2	1-3	1-4	2+	2-3	2-4	2-5	2-6	3+	3-4	3-5	3-6	4+	4-5	4-6	5+	6+	7+	
Uto	10:30	4692	Madura United	Bali United	4.00	2.10	1.35	1.13	-	2.30	1.52	1.20	1.20	2.00	1.50	1.28	1.22	1.70	2.35	2.00	1.75	2.80	3.60	3.10	4.75	10.0	22.0
Uto	14:00	4693	Borneo	Persita	4.50	2.30	1.40	1.15	-	2.45	1.55	1.22	1.15	2.05	1.52	1.27	1.20	1.60	2.25	1.92	1.65	2.60	3.40	2.90	4.25	8.00	18.0

Liga 1	UKUPNO(UK)						DOMAĆIN(D)						GOST(G)						PROSEK GOLOVA			TRENUTNA SERUA					
	UT.	POB.	NER.	IZG.	GOL.R.	BODO	UT.	POB.	NER.	IZG.	GOL.R.	BODO	UT.	POB.	NER.	IZG.	GOL.R.	BODO	UK.	D	G						
1 Persib Bandung	29	20	6	3	50:18	66	15	14	1	0	28:3	43	14	6	5	3	22:15	23	2.34	2.07	2.64	-	-	-	-	-	-
2 Borneo	29	21	3	5	61:28	66	15	13	1	1	36:9	40	14	8	2	4	25:19	26	3.07	3.00	3.14	-	-	-	-	-	-
3 Persija Jakarta	29	18	5	6	52:26	59	14	9	4	1	29:10	31	15	9	1	5	23:16	28	2.69	2.79	2.60	-	-	-	-	-	-
4 FC Bhayangkara	29	14	5	10	39:34	47	14	9	3	2	23:11	30	15	5	2	8	16:23	17	2.52	2.43	2.60	-	-	-	-	-	-
5 Malut United	29	13	7	9	54:41	46	15	7	3	5	35:23	24	14	6	4	4	19:18	22	3.28	3.87	2.64	-	-	-	-	-	-
6 Persebaya	29	12	9	8	41:35	45	15	7	4	4	25:18	25	14	5	5	4	16:17	20	2.62	2.87	2.36	-	-	-	-	-	-
7 Dewa United	29	13	5	11	37:35	44	14	7	2	5	22:18	23	15	6	3	6	15:17	21	2.48	2.86	2.13	-	-	-	-	-	-
8 Bali United	29	11	9	9	48:42	42	14	4	6	4	18:14	18	15	7	3	5	30:28	24	3.10	2.29	3.87	-	-	-	-	-	-
9 Persita	29	12	5	12	35:28	41	15	8	2	5	22:11	26	14	4	3	7	13:17	15	2.17	2.20	2.14	-	-	-	-	-	-
10 Arema FC	29	10	9	10	40:37	39	14	6	2	6	24:20	20	15	4	7	4	16:17	19	2.66	3.14	2.20	-	-	-	-	-	-
11 PSM Yogyakarta	29	9	12	8	38:38	39	14	4	7	3	18:19	19	15	5	5	5	20:19	20	2.62	2.64	2.60	-	-	-	-	-	-
12 Persik Kediri	29	9	6	14	35:50	33	14	7	5	2	23:18	26	15	2	1	12	12:32	7	2.93	2.93	2.93	-	-	-	-	-	-
13 Persija Jepar	29	8	7	14	28:42	31	15	6	3	6	17:17	21	14	2	4	8	11:25	10	2.41	2.27	2.57	-	-	-	-	-	-
14 PSM Makassar	29	7	10	12	36:39	31	15	3	6	6	18:18	15	14	4	4	6	18:21	16	2.59	2.40	2.79	-	-	-	-	-	-
15 Persis Solo	29	6	9	14	33:49	27	15	4	4	7	22:27	16	14	2	5	7	11:22	11	2.83	3.27	2.36	-	-	-	-	-	-
16 Madura United	29	6	8	15	30:49	26	15	3	4	8	17:24	13	14	3	4	7	13:25	13	2.72	2.73	2.71	-	-	-	-	-	-
17 Semen Padang	29	5	5	19	22:50	20	14	3	3	8	12:20	12	15	2	2	11	10:30	8	2.48	2.29	2.67	-	-	-	-	-	-
18 PSBS Biak Numfor	29	4	6	19	29:67	18	14	3	3	8	15:24	12	15	1	3	11	14:43	6	3.31	2.79	3.80	-	-	-	-	-	-

Fudbal			Dan	Čas	R.br	Egypt Premier League	KONAČAN ISHOD			DUPLA ŠANSA			PRVO POL.			DRUGO POL.			45' / 90'						
K1	KX	K2					1X	12	X2	P1	PX	P2	D1	DX	D2	1-1	1-X	1-2	X-1	X-X	X-2	2-1	2-X	2-2	
Uto	19:00	4407	Al Ahly	Enppi	1.35	4.20	9.00	1.02	1.17	2.86	1.77	2.35	8.00	1.65	2.80	8.00	1.92	19.0	47.0	4.20	6.20	18.0	23.0	17.0	17.0
Uto	19:00	4408	Ceramica Cleopatr.	Pyramids	4.80	3.30	1.75	1.95	1.28	1.14	5.00	2.10	2.35	4.25	2.45	2.10	8.50	15.0	25.0	9.00	4.70	4.50	35.0	16.0	2.75
Uto	19:00	4409	Smouha	Zamalek	6.50	3.50	1.55	2.27	1.25	1.07	5.50	2.15	2.10	5.50	2.50	1.85	12.0	16.0	25.0	12.0	5.20	4.30	35.0	17.0	2.35
Čet	16:00	4608	El Gaish	Ghazl El Mahallah	2.40	2.40	4.00	1.19	1.50	1.50	3.10	1.60	4.60	2.75	1.90	4.00	4.10	13.0	28.0	5.20	3.60	8.00	28.0	14.0	7.00
Čet	19:00	4629	Haras El Hodood	ZED	3.60	3.00	2.10	1.63	1.32	1.23	4.25	1.95	2.75	3.80	2.20	2.50	6.00	14.0	28.0	7.30	4.30	4.80	28.0	14.0	3.50
Čet	19:00	4630	National Bank Egy	El Ismaily	1.70	3.20	5.50	1.11	1.29	2.02	2.30	2.05	5.20	2.00	2.35	4.75	2.65	16.0	35.0	4.50	4.50	10.0	25.0	15.0	10.0

Fudbal			Dan	Čas	R.br	Egypt Premier League	UKUPNO GOLOVA 90'																				
0-1	0-2	0-3					0-4	1+	1-2	1-3	1-4	2+	2-3	2-4	2-5	2-6	3+	3-4	3-5	3-6	4+	4-5	4-6	5+	6+	7+	
Uto	19:00	4407	Al Ahly	Enppi	3.20	1.85	1.23	1.05	1.02	2.05	1.42	1.16	1.28	1.95	1.47	1.34	1.32	1.95	2.60	2.25	2.00	3.50	4.30	3.80	6.50	15.0	32.0
Uto	19:00	4408	Ceramica Cleopatr.	Pyramids	3.00	1.70	1.18	1.03	1.03	1.97	1.38	1.15	1.32	1.92	1.48	1.38	1.36	2.10	2.70	2.35	2.15	3.90	4.70	4.20	7.50	17.0	36.0
Uto	19:00	4409	Smouha	Zamalek	2.30	1.47	1.11	-	1.07	1.77	1.30	1.11	1.50	1.97	1.62	1.55	1.52	2.60	3.00	2.80	2.65	5.25	5.85	5.50	10.0	30.0	60.0
Čet	16:00	4608	El Gaish	Ghazl El Mahallah	2.30	1.47	1.11	-	1.07	1.77	1.30	1.11	1.50	1.97	1.62	1.55	1.52	3.00	3.00	2.80	2.65	5.25	5.85	5.50	10.0	30.0	60.0
Čet	19:00	4629	Haras El Hodood	ZED	2.30	1.47	1.11	-	1.07	1.77	1.30	1.11	1.50	1.97	1.62	1.55	1.52	2.60	3.00	2.80	2.65	5.25	5.85	5.50	10.0	30.0	60.0
Čet	19:00	4630	National Bank Egy	El Ismaily	2.70	1.60	1.15	-	1.04	1.85	1.33	1.13	1.40	1.93	1.53	1.45	1.42	2.30	2.80	2.55	2.35	4.40	5.20	4.60	8.50	20.0	45.0

Premier League	UKUPNO(UK)						DOMAĆIN(D)						GOST(G)						PROSEK GOLOVA			TRENUTNA SERUA					
	UT.	POB.	NER.	IZG.	GOL.R.	BODO	UT.	POB.	NER.	IZG.	GOL.R.	BODO	UT.	POB.	NER.	IZG.	GOL.R.	BODO	UK.	D	G						
1 Pyramids	4	0	0	0	0:0	50	3	0	0	0	0:0	0	1	0	0	0	0:0	0	-	-	-	-	-	-	-	-	-
2 Zamalek	4	0	0	0	0:0	50	3	0	0	0	0:0	0	1	0	0	0	0:0	0	-	-	-	-	-	-	-	-	-
3 Al Ahly	4	0	0	0	0:0	47	1	0	0	0	0:0	0	3	0	0	0	0:0	0	-	-	-	-	-	-	-	-	-
4 Ceramica Cleopatra	4	1	0	0	0:0	0	2	0	0	0	0:0	0	2	0	0	0	0:0	0	-	-	-	-	-	-	-	-	-
5 Al Masry	5	0	0	0	0:0	7	2	0	0	0	0:0	0	3	0	0	0	0:0	0	-	-	-	-	-	-	-	-	-
6 Enppi	5	0	0	0	0:0	5	1	0	0	0	0:0	0	4	0	0	0	0:0	5	-	-	-	-	-	-	-	-	-
7 Smouha	4	0	0	0	0:0	0	3	0	0	0	0:0	1	1	0	0	0	0:0	0	-	-	-	-	-	-	-	-	-

Premier League	UKUPNO(UK)						DOMAĆIN(D)						GOST(G)						PROSEK GOLOVA			TRENUTNA SERUA					
	UT.	POB.	NER.	IZG.	GOL.R.	BODO	UT.	POB.	NER.	IZG.	GOL.R.	BODO	UT.	POB.	NER.	IZG.	GOL.R.	BODO	UK.	D	G						
8 Wadi Degla	7	0	0	1	0:0	0	4	0	0	0	1:0	0	3	0	0	0	1:0	0	-	-	-	-	-	-	-	-	-
9 National Bank Egypt	8	1	0	0	0:0	1	4	1	0	0	1:0	0	4	0	0	0	1:0	0	-	-	-	-	-	-	-	-	-
10 ZED	8	1	0	0	1:0	1	4	0	0	0	1:0	0	4	1	0	0	0:0	0	-	-	-	-	-	-	-	-	-
11 El Gouna	8	1	2	0	1:0	0	3	0	0	0	0:0	0	5	0	1	0	1:0	0	-	-	-	-	-	-	-	-	-
12 Petrojet	7	0	0	34	2:0	3	3	0	0																		

Fudbal			Krajina	Saudi Arabia Saudi Professional League	KONAČAN ISHOD			DUPLA ŠANSA			PRVO POL.			DRUGO POL.			45' / 90'								
Dan	Čas	R.br			K1	KX	K2	1X	12	X2	P1	PX	P2	D1	DX	D2	1-1	1-X	1-2	X-1	X-X	X-2	2-1	2-X	2-2
Uto	20:00	5056	Al Khaleej	Al Hilal	9.00	6.00	1.25	3.59	1.09	1.03	8.00	3.00	1.60	8.00	3.20	1.50	17.0	17.0	23.0	18.0	8.50	4.20	47.0	20.0	1.72
Sre	20:00	5252	Al Ahli SC	Al Fateh	1.30	5.50	8.00	1.05	1.11	3.25	1.70	2.85	7.00	1.57	3.20	7.00	1.82	19.0	42.0	4.20	8.00	16.0	25.0	16.0	15.0
Čet	20:00	5253	Al Shabab	Al Nassr	5.80	4.80	1.45	2.62	1.16	1.11	5.20	2.50	1.92	4.75	3.00	1.75	10.2	15.0	25.0	10.0	7.00	4.20	35.0	18.0	2.15

Fudbal			Krajina	Saudi Arabia Saudi Professional League	UKUPNO GOLOVA 90'																						
Dan	Čas	R.br			0-1	0-2	0-3	0-4	1+	1-2	1-3	1-4	2+	2-3	2-4	2-5	2-6	3+	3-4	3-5	3-6	4+	4-5	4-6	5+	6+	7+
Uto	20:00	5056	Al Khaleej	Al Hilal	8.00	3.50	1.85	1.38	-	3.60	2.05	1.43	1.03	2.40	1.65	1.27	1.16	1.30	2.20	1.70	1.45	1.80	2.80	2.15	2.70	4.50	9.00
Sre	20:00	5252	Al Ahli SC	Al Fateh	6.00	2.80	1.62	1.25	-	2.95	1.80	1.35	1.08	2.25	1.57	1.25	1.14	1.40	2.15	1.75	1.50	2.10	3.00	2.40	3.40	5.50	11.0
Čet	20:00	5253	Al Shabab	Al Nassr	5.25	2.50	1.50	1.20	-	2.65	1.65	1.27	1.12	2.10	1.53	1.25	1.17	1.50	2.15	1.85	1.60	2.30	3.20	2.65	3.80	6.50	14.0

Fudbal			Krajina	Saudi Arabia Saudi Professional League	UKUPNO GOLOVA - PRVO POLUVREME							UKUPNO GOLOVA - DRUGO POLUVREME							KOMBINACIJE				OBA TIMA DAJU GOL				
Dan	Čas	R.br			0I	1I	1+I	2+I	1-3I	2-3I	3+I	0II	1II	1+II	2+II	1-3II	2-3II	3+II	1&3+	2&3+	1&2+	2&2+	GG	NG	GGI	GGII	GG3+
Uto	20:00	5056	Al Khaleej	Al Hilal	5.20	2.95	1.12	1.90	1.30	2.20	3.30	8.00	3.70	1.04	1.50	1.33	1.85	2.25	9.71	1.48	9.75	1.30	1.65	2.10	3.80	2.90	1.85
Sre	20:00	5252	Al Ahli SC	Al Fateh	4.35	2.85	1.17	2.10	1.30	2.40	4.00	6.60	3.30	1.07	1.65	1.30	1.95	2.75	1.60	9.30	1.40	9.10	1.75	1.95	4.30	3.30	2.05
Čet	20:00	5253	Al Shabab	Al Nassr	3.75	2.75	1.22	2.30	1.30	2.60	5.40	5.65	3.15	1.10	1.75	1.30	2.10	3.20	7.20	1.90	6.85	1.60	1.62	2.15	4.00	3.00	1.90

Saudi Professional League			UKUPNO(UK)						DOMAĆIN(D)						GOST(G)						PROSEK GOLOVA			TRENUTNA SERUJA				
UT.	POB.	NER.	I.Z.G.	GOL.R.	BODO	UT.	POB.	NER.	I.Z.G.	GOL.R.	BODO	UT.	POB.	NER.	I.Z.G.	GOL.R.	BODO	UK.	D	G								
1	Al Nassr	26	22	1	3	71:19	67	12	11	0	1	33:8	33	14	11	1	2	38:11	34	3.46	3.42	3.50	-	-	-	-	-	
2	Al Hilal	26	19	7	0	67:23	64	13	10	3	0	30:9	33	13	9	4	0	37:14	31	3.46	3.00	3.92	-	-	-	-	-	
3	Al Ahli SC	26	19	5	2	51:19	62	13	10	3	0	32:12	33	13	9	2	2	19:7	29	2.69	3.38	2.00	-	-	-	-	-	
4	Al Qadsiyah	26	18	6	2	62:25	60	14	9	5	0	33:10	32	12	9	1	2	29:15	28	3.35	3.07	3.67	-	-	-	-	-	
5	Al Taawon	26	13	6	7	47:33	45	13	7	4	2	26:17	25	13	6	2	5	21:16	20	3.08	3.31	2.85	-	-	-	-	-	
6	Al Ittihad	26	12	6	8	41:34	42	12	8	0	4	15:11	24	14	4	6	4	26:23	18	2.88	2.17	3.50	-	-	-	-	-	
7	Al Ettifaq	26	11	6	9	36:44	39	13	6	5	2	20:18	23	13	5	1	7	16:26	16	3.08	2.92	3.23	-	-	-	-	-	
8	Neom SC	26	9	6	11	31:36	33	13	4	2	7	15:21	14	13	5	4	4	16:15	19	2.58	2.77	2.38	-	-	-	-	-	
9	Al Fayha	26	9	6	11	34:41	33	13	5	5	3	16:14	20	13	4	1	8	18:27	13	2.88	2.31	3.46	-	-	-	-	-	
10	Al Hazem	26	8	7	11	29:47	31	13	5	2	6	16:26	17	13	3	5	5	13:21	14	2.92	3.23	2.62	-	-	-	-	-	
11	Al Khaleej	26	8	6	12	44:44	30	13	5	2	6	23:19	17	13	3	4	6	21:25	13	3.38	3.23	3.54	-	-	-	-	-	
12	Al Shabab	26	7	8	11	33:39	29	13	5	3	5	21:24	18	13	2	5	6	12:15	11	2.77	3.46	2.08	-	-	-	-	-	
13	Al Fateh	26	7	7	12	34:47	28	14	5	3	6	20:24	18	12	2	4	6	14:23	10	3.12	3.14	3.08	-	-	-	-	-	
14	Al Kholood	26	8	1	17	34:48	25	13	3	0	10	14:28	9	13	5	1	7	20:20	16	3.15	3.23	3.08	-	-	-	-	-	
15	Damac	26	4	10	12	24:42	22	13	2	5	6	12:17	11	13	2	5	6	12:25	11	2.54	2.23	2.85	-	-	-	-	-	
16	Al Riyadh	26	4	7	15	25:49	19	13	3	4	6	14:18	13	13	1	3	9	11:31	6	2.85	2.46	3.23	-	-	-	-	-	
17	Al Okhdoon	26	3	4	19	22:57	13	13	2	3	8	14:32	9	13	1	1	11	8:25	4	3.04	3.54	2.54	-	-	-	-	-	
18	Al Najma	26	1	5	20	23:61	8	13	1	3	9	15:31	6	13	0	2	11	8:30	2	3.23	3.54	2.92	-	-	-	-	-	

Fudbal			Krajina	India ISL	KONAČAN ISHOD			DUPLA ŠANSA			PRVO POL.			DRUGO POL.			45' / 90'								
Dan	Čas	R.br			K1	KX	K2	1X	12	X2	P1	PX	P2	D1	DX	D2	1-1	1-X	1-2	X-1	X-X	X-2	2-1	2-X	2-2
Uto	16:00	4684	Mumbai City	East Bengal	2.80	3.20	2.40	1.49	1.29	1.37	3.50	2.05	3.10	3.00	2.35	2.75	4.90	13.0	28.0	5.70	4.50	5.20	28.0	13.0	4.10
Sre	16:00	4855	Punjab	Chennaiyin	1.55	3.80	5.50	1.10	1.20	2.24	2.10	2.20	5.20	1.85	2.60	4.75	2.35	17.0	35.0	4.30	5.50	10.0	25.0	15.0	10.0

Fudbal			Krajina	India ISL	UKUPNO GOLOVA 90'																						
Dan	Čas	R.br			0-1	0-2	0-3	0-4	1+	1-2	1-3	1-4	2+	2-3	2-4	2-5	2-6	3+	3-4	3-5	3-6	4+	4-5	4-6	5+	6+	7+
Uto	16:00	4684	Mumbai City	East Bengal	3.20	1.85	1.23	1.05	1.02	2.05	1.42	1.16	1.28	1.95	1.47	1.34	1.32	1.95	2.60	2.25	2.00	3.50	4.30	3.80	6.50	15.0	32.0
Sre	16:00	4855	Punjab	Chennaiyin	3.70	2.00	1.28	1.10	1.01	2.20	1.47	1.18	1.23	1.95	1.50	1.30	1.25	1.80	2.45	2.10	1.85	3.20	4.00	3.50	5.25	12.0	25.0

Fudbal			Krajina	India ISL	UKUPNO GOLOVA - PRVO POLUVREME							UKUPNO GOLOVA - DRUGO POLUVREME							KOMBINACIJE				OBA TIMA DAJU GOL				
Dan	Čas	R.br			0I	1I	1+I	2+I	1-3I	2-3I	3+I	0II	1II	1+II	2+II	1-3II	2-3II	3+II	1&3+	2&3+	1&2+	2&2+	GG	NG	GGI	GGII	GG3+
Uto	16:00	4684	Mumbai City	East Bengal	2.85	2.55	1.37	2.90	1.40	3.15	8.00	3.60	2.75	1.24	2.20	1.33	2.55	5.00	4.50	3.90	3.50	3.00	1.75	1.95	4.60	3.40	2.30
Sre	16:00	4855	Punjab	Chennaiyin	3.05	2.60	1.32	2.70	1.35	2.95	7.25	3.95	2.80	1.20	2.05	1.30	2.40	4.25	2.30	8.20	1.85	7.15	1.85	1.85	4.90	3.50	2.40

ISL			UKUPNO(UK)						DOMAĆIN(D)						GOST(G)						PROSEK GOLOVA			TRENUTNA SERUJA				
UT.	POB.	NER.	I.Z.G.	GOL.R.	BODO	UT.	POB.	NER.	I.Z.G.	GOL.R.	BODO	UT.	POB.	NER.	I.Z.G.	GOL.R.	BODO	UK.	D	G								
1	Mohun Bagan	9	6	2	1	19:6	20	6	5	0	1	17:5	15	3	1	2	0	2:1	5	2.78	3.67	-	-	-	-	-		
2	Goa	10	5	4	1	13:6	19	5	3	1	1	7:4	10	5	2	3	0	6:2	9	1.90	2.20	1.60	-	-	-	-	-	
3	Mumbai City	10	5	4	1	10:7	19	4	2	2	0	5:3	8	6	3	2	1	5:4	11	1.70	2.00	1.50	-	-	-	-	-	
4	East Bengal	9	5	3	1	25:8	18	8	4	3	1	22:7	15	1	1	0	0	3:1	3	3.67	3.62	4.00	-	-	-	-	-	
5	Jamshedpur	10	5	3	2	13:9	18	6	4	2	0	9:3	14	4	1	1	2	4:6	4	2.20	2.00	2.50	-	-	-	-	-	
6	Bengaluru FC	10	4	4	2	14:10	16	6	1	3	2	4:5	6	4	3	1	0	10:5	10	2.40	1.50	3.75	-	-	-	-	-	
7	Punjab	8	4	2	2	14:8	14	4	2	2	0	7:3	8	4	2	0	2	7:5	6	2.75	2.50	3.00	-	-	-	-	-	
8	Inter Kashi	9	3	2	4	8:12	11	3	1	0	2	3:5	3	6	2	2	2	5:7	8	2.22	2.67	2.00	-	-	-	-	-	
9	Kerala Blasters	11	3	2	6	10:15	11	7	2	1	4	7:9	7	4	1	1	2	3:6	4	2.27	2.29	2.25	-	-	-	-	-	
10	SC Delhi	9	2	3	4																							